

COMBINED VOLUME III  
2019-2021



Kalika Journal of  
**MULTIDISCIPLINARY  
STUDIES**

[PEER-REVIEWED JOURNAL]

**Kalika Multiple Campus**

Pokhara- 14, Kajipokhari

Tel.: 061-430385

ISSN No.: 2822-1803 (Print)

# Kalika Journal of Multidisciplinary Studies

(Peer-reviewed Journal)

---

Combined Volume III, (2019-2021)

---

PATRON

**Biranji Gautam**

Campus Chief

Kalika Multiple Campus

CHIEF EDITOR

Vikash Kumar K.C.

---

**Kalika Multiple Campus**

Pokhara- 14, Kajipokhari

Tel.: 061-430385

© All rights reserved- Kalika Multiple Campus, Pokhara.

No part of this journal may be produced in any form or by any electronic or mechanical means, including information storage and retrieval system, without permission in writing from the publisher, except by a reviewer who may quote brief passage in review.

#### NOTE

The articles published in this journal reflect personal view of the authors. Editorial board will not be responsible for the opinions expressed in the articles.

## **Editorial**

*Kalika Journal of multiple- disciplinary studies is an annual peer – reviewed research journal related to different areas of social sciences, natural sciences, education and management. It attempts to furnish the research articles in multidisciplinary aspects. The editorial board is grateful to all contributors for their contribution. We are also indebted to all reviewers who have a significant contribution in this regard. The present volume has included six original articles. These manuscripts really reflect the essence of real research.*

# Contents

1.	Analysis of Confirmed Cases of Corona Virus Diseases (COVID-19) in Nepal <i>Rajendra Pd. Upadhyay</i>	1
2.	Estimation of Internal Migration in Gandaki Province Using Indirect Techniques <i>Madhav Prasad Baral</i>	11
3.	Satisfaction of Old Age Allowance among Senior Citizen in Lamjung District, Nepal <i>Gopal Prasad Sedhai</i>	20
4.	Vital Registration System in Nepal <i>Sudan Kumar Mulmi</i>	27
5.	Workers' Participation in Management in Nepal <i>Bimal Prasad Lamichhane</i>	35
6.	Imagery in Poetry: An Assessment of Poems in Compulsory English Course of Class Twelve in Nepal <i>Yograj Paudel</i>	46

# Analysis of Confirmed Cases of Corona Virus Diseases (COVID-19) in Nepal

Rajendra Pd. Upadhyay\*

## ABSTRACT

*An outbreak of COVID-19 pandemic disease, caused by a novel coronavirus SARS-coV-2, has posed a serious threat to global human health and economic activities. Nepal is also severely affected by this viral disease. The first case of COVID-19 patient was detected in Nepal on January 23, 2020. Since then, a total of 976,105 cases were reported as COVID-19 infected and the recovered cases were 953,430 with a recovery rate of 97.7 per cent with 11,928 deaths and a case fatality rate of 1.2 per cent until February 22, 2022. It would help the government to manage this crisis if the proper mechanism to predict COVID-19 cases has been developed. To combat COVID-19, the government of Nepal has taken various steps viz. diagnosis of the suspected cases, quarantine for people coming from other countries and isolation of the infected patients, lockdown, closure of the international boarder, increase public awareness, enforced social distancing, in the first phase, the addition of ICU beds, ventilator, oxygen concentrator and oxygen plant in a different hospital in the second phase and then vaccination of the target population, booster dose after the sixth month of a full dose of vaccination. This study aims to analyze the pattern of COVID-19 cases and death cases and forecast their values based on the data from January 23, 2020, to February 22, 2022, obtained from the website World Bank based on the ARMA model. This study indicates that the patients of COVID-19 are crossed three waves in Nepal, in the first wave the maximum number of cases was 4187, in second-wave the maximum number of cases was 9226 due to delta variant and in the third wave the maximum number of cases were 10052 is due to omicron. The forecasted value for March 18, 2022 for total cases is 984,595 with UCL values 1,056,143 and LCL values 913,047. Similarly, the forecasted value for new cases is 146 with UCL values 4,222 and LCL values 0 and for new death, the forecasted value is 4 with UCL values 78 and LCL values 0. These forecasted values indicate that the impact of Covid-19 is decreased rapidly due to vaccinations.*

**Keywords:** ARMA model, COVID-19, SARS-coV-2, Nepal

## INTRODUCTION

The novel coronavirus COVID-19 (SARS-CoV-2) was first reported on 31st December 2019 in Wuhan city of China (Lu, Stratton, & Tang, 2020). To date, most COVID-19 infected patients have developed mild symptoms of dry cough, sore throat, and fever. However, some have developed serious problems like organ failure, septic shock, pulmonary oedema, pneumonia, and Acute Respiratory Distress Syndrome (ARDS). Intensive care unit patients were also suffering from dyspnoea, dizziness, abdominal pain and anorexia (Wang, et al., 2020).

World Health Organization declared the outbreak of COVID-19 to be a Public Health Emergency of International Concern indicating a high risk to countries with vulnerable health systems on 30<sup>th</sup> January 2020. The Severe Acute Respiratory Syndrome Coronavirus 2(SARS-CoV-2) formerly known to be COVID-19 has emerged as a zoonotic agent which is appeared in December 2019 and causes Novel COVID-19 (Bonilla-Aldana, Dharma, & &Rodriguez-Morales, 2020). It has resulted in a pathogen that leads to severe and critical conditions that require intensive care in hospitals in most cases (Zhu, et al., 2020; Chan, et al., 2020; Huang, et al., 2020; Bastola, et al., 2020). The spread of COVID-19 may be interrupted by early detection, isolation, prompt treatment and a robust system to trace contacts (World Health Organization, 2020).

Viruses mutate regularly such that few of them are significant and others are insignificant, and COVID-19 has undergone thousands of mutations since it first emerged (Duong, 2021); among them, a very small minority is likely to be significant and change the virus meaningfully (Wise, 2020). There are thousands of variants of COVID-19, but as of Nov 2021, there are only 4 variants of concern (European Centre for Disease Prevention and Control, 2022). The beta variant was first detected in South Africa, the Gamma variant was first detected in Brazil, the Delta variant was first detected in India, and Omicron was first detected in South Africa and Botswana. A variant of concern is a strain of covid-19 which is more infectious and infected those who are vaccinated or previously infected, causes severe disease, evade diagnostic test, or resist antiviral treatment.

On 13<sup>th</sup> January 2020, a Nepalese student at Wuhan University of Technology Wuhan, China, with no history of co-morbidities, returned to Nepal was the first patient of COVID-19 in Nepal detected on 23 January 2020 and is announced on 24 January 2020. Since the first case was detected, the government of Nepal has been working on minimizing the spread and impact of the viral disease, (Government of Nepal; Ministry of Health and Population, 2020).

The initial response was the disseminate information via Television, Radio, F.M. including the caller tunes on cell phones, to train the frontline healthcare workers, and to set up a domestic testing system by establishing central and local testing laboratories. In addition, the government established a COVID-19 crisis management system and focus on setting up temporary hospitals, quarantine, isolation and intensive care unit beds in each province. After the first confirmed case, 23<sup>rd</sup> march one more case is confirmed and increased gradually and local transmission was detected on April 4, 2020. On September 30 2020 (week no. 40), all seven provinces and 77 districts have reported one or more cases since the beginning of the COVID-19 pandemic in Nepal (WHO, 2020). Nepal declared a nationwide lockdown from 24<sup>th</sup> March to 21<sup>st</sup> July 2020, banning domestic and international travel, and closure international borders and services in the first stage except for essential services, which was later eased on 11 June 2020. The total confirmed cases were in a single-digit up to 11 April 2020. On 12 April total confirmed cases are 12 and were more than 8 fold greater (101 cases) on 7 May 2020, within 25 days although lockdown was implemented from March 24. The confirmed cases crossed 1000 (1042 cases) on May 28, 2020. It crossed 10,000 (ie.10099) confirmed cases on 23 Jun 2020.

As of Feb 22, 2022, a total of 976,105 COVID-19 cases were confirmed, out of the 97.7% (953,430) of cases have been recovered, 10,747 of the cases are active, and 11,928 deaths. All 7 provinces in the country are now experiencing community transmission. At a national level, the second wave of cases between July 2020 and February 2021 was followed by the third wave from the middle of March 2021 (WHO, 2021).

The first death due to COVID-19 was recorded on 16 May 2020 and is increased rapidly became 23 on 21 June 2020. Surprisingly, in the majority of the deaths, people died outside of a hospital, and COVID-19 was confirmed after death crossed 100 (ie.102) on 15 August, crossed 1000 (ie.1004) on November 3, and 11,590 deaths up to Dec 29, 2021.

The sample of the first COVID-19 suspected case was sent to Hongkong, as Nepal didn't have a reagent for a test. The National Public Health Laboratory started testing (RT-PCR) the virus on 27 January 2020. At present, 104 laboratories can test the virus. There are 9 laboratories in province 1, 10 in province 2, 56 in Bagmati, 6 in Gandaki, 12 in Lumbini, 4 in Karnali, and 7 in Sudur-Paschim province. Up to Feb 22, 2021, total test of PCR is 5,391,603 and Antigen test is 1,044,733. The total positive cases from the PCR test is 976,105 and from the Antigen test is 138,915 with a recovery rate of 97.7 per cent and case fatality rate of 1.2 per cent. The total number of people vaccinated for at least one dose was 21412986 (73.4%) and full-dose was 17786133 (60.9%). The main objective of this study is to identify the trends of



confirmed cases and deaths. And forecast the future trend based on the ARIMA model.

## DATA AND METHODS

Nationwide data was collected by the Ministry of Population and Health-related to COVID-19 was obtained from Jan 24, 2020, to Feb 22, 2022, from the official website of MoPH; covid19.moph.gov.np, WHO Office for Nepal, reports, guidelines, national and international government documents, WHO situational reports, and news were analyzed. Box and Jenkins (1971) developed a method that combined autoregressive and moving average models called autoregressive moving average (ARMA) models and is best for univariate time series modelling. The autoregressive model assumed that the future values dependent on a linear combination of past observations and a random error. Mathematically AR(p) model can be expressed as;

$$Y_t = c + \phi_1 Y_{t-1} + \phi_2 Y_{t-2} + \phi_3 Y_{t-3} + \phi_4 Y_{t-4} + \dots + \phi_p Y_{t-p} + \varepsilon_t$$

Where  $Y_t$  and  $\varepsilon_t$  are the actual value and the error at time  $t$ ,  $\phi_i$  ( $i = 1, 2, 3, 4, \dots$ ) are model parameters and  $c$  is a constant and  $p$  is the order of the model.

The moving average MA(q) model assumed that past errors as explanatory variables. The MA(q) model can be expressed as;

$$Y_t = \mu + \theta_1 \varepsilon_{t-1} + \theta_2 \varepsilon_{t-2} + \theta_3 \varepsilon_{t-3} + \theta_4 \varepsilon_{t-4} + \dots + \theta_p \varepsilon_{t-p} + \varepsilon_t$$

Where  $\mu$  is the average value of the series,  $\theta_j$  ( $j = 1, 2, 3, \dots, q$ ) are model parameters and  $q$  is the order of the model. Mathematically an ARMA (p,q) model can be expressed as;

$$Y_t = c + \mu + \phi_1 Y_{t-1} + \phi_2 Y_{t-2} + \phi_3 Y_{t-3} + \phi_4 Y_{t-4} + \dots + \phi_p Y_{t-p} + \theta_1 \varepsilon_{t-1} + \theta_2 \varepsilon_{t-2} + \theta_3 \varepsilon_{t-3} + \theta_4 \varepsilon_{t-4} + \dots + \theta_p \varepsilon_{t-p} + \varepsilon_t$$

The autoregressive and moving average can be used for a univariate stationary time series only. The stationarity of the time series is tested by the unit root test. The stationarity is obtained in time-series data by differentiating it  $d$  (1,2,3,...) times. Such a time series model is called an ARIMA (p,d,q) model.

The ARIMA model has seen widespread usage in the study of infectious diseases for several time-series events. These include leptospirosis and its relationship with rainfall and temperature (Chadsuthi, Modchang, Lenbury, Iamsirithaworn, & Triampo, 2012) and the relationship of suicide cases with changes in national alcohol policies (Pridemore & Snowden, 2009) among others. Time series modelling of infectious diseases specially COVID-19 has been reported by several researchers (Ghosal, 2020; Tiwari, 2020; Bhola, Venkateswaran, & Koul, 2020). The automatic ARMA model is used based on the given data by using SPSS

version 25 which selects the ARMA (3,1,6) model for the best prediction of the next month.

## RESULTS AND DISCUSSION

As of Feb 22, 2022, Nepal confirmed 976,105 COVID-19 cases 11,928 including deaths. The total recovery rate was 97.7% with a case fatality rate of 1.2%. Figure 1 shows the distribution of new cases each day from Jan 23 2020, to Feb 22 2022, indicating that Nepal has a maximum of 5,743 cases in the first wave on 21<sup>st</sup> October 2020, due to the celebration of major festivals; the maximum number of new cases in the second wave was 9,317 on May 11, 2021, due to reopening of school, college, public precaution lapses to dangerous low with a decline of some cases, semblance of normal life resume with large political rallies, marriage ceremony festival celebration with little to no social distancing; and the maximum number of daily cases in the third wave was 10,052 on Jan 20 2022, due to Omicron variant and then decrease gradually and becomes 299 on Feb 22 2022. WHO standard published in May 2020, indicated that the epidemic situation in a country is under control if a positive rate of COVID-19 less than 5%. The positive rate of COVID-19 in Nepal is 16.3% which is very high than the standard positive rate. The task of epidemic prevention and control is still arduous in Nepal. Figure 1 also indicated the predicted values based on the automatic ARIMA model (3,1,6) and forecast for the next three months which is given in table 1.

Figure 1

*Number of New Cases from January 25, 2020, to Feb 2022 and Forecast New Cases up to Mach 20, 2022*

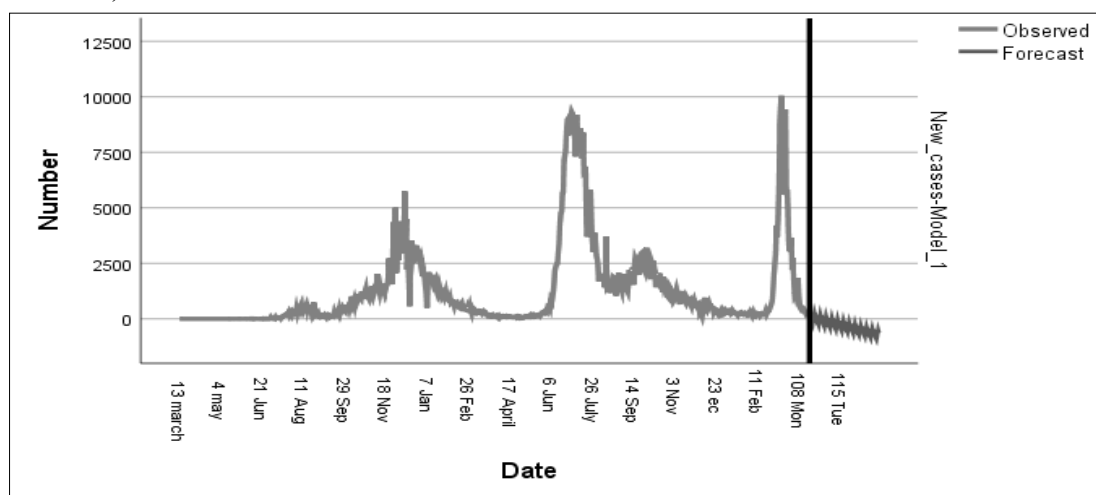


Table 1 indicates that the forecasted value of new cases is within the three digits indicating the effect of massive vaccination campaigns against COVID-19 above 12 years old and booster doses for adults.

Table 1

*Forecasted of New Cases from February 22 2022 to March 20 2022*

Model		Feb 23	24	25	26	27	28	28	March 1	2	3	4	5	6	7
New_cases-Model_1	Forecast	504	413	232	72	35	111	248	340	324	218	104	65	125	234
	UCL	1386	1463	1475	1490	1630	1869	2186	2464	2619	2655	2656	2719	2884	3110
	LCL	-379	-637	-1011	-1345	-1560	-1646	-1690	-1784	-1972	-2220	-2448	-2589	-2634	-2641
8	9	9	10	11	12	13	14	15	786	16	17	18	19	20	
311	302	218	124	90	136	224	288	283	217	141	111	146	216	270	
3311	3421	3443	3439	3487	3617	3797	3959	4051	4072	4073	4114	4222	4371	4507	
-2688	-2818	-3007	-3190	-3307	-3345	-3349	-3383	-3484	-3638	-3791	-3893	-3931	-3938	-3968	

Figure 2 indicates that the first case of COVID -19 was confirmed on 23<sup>rd</sup> January followed by the second case on March 23, 2020. Nepal implemented Lockdown from 24<sup>th</sup> march to 21<sup>st</sup> July 2020, banning domestic and international travels, closure borders and services except for emergency services in the first stage, which was later eased on 11 June 2020. On 11<sup>th</sup> June, the total no of cases became 4,614 with total deaths of 15. The number of the case forth folded (16,719) within one month July 11, 2020. Further, the number of cases increased three-fold (51,919) on September 11 2020. The number of cases exceeds 100,000 on 9<sup>th</sup> October 2020 and doubled (202,319) on 11<sup>th</sup> November 2020, and steady up to 25<sup>th</sup> April 2021 to become 300,119, becomes 646,367 on 5<sup>th</sup> July 2021, and 976,105 COVID-19 cases up to Feb 22, 2022. Figure 2 indicates that the number of total cases is now increased slowly due to a rapid vaccination campaign against COVID- 19 above 12 years old and providing the booster dose for adults who are vaccinated before 6 months. The forecasted value for the next 30 days is given in Table 2.

Figure 2

Total Cases of COVID-19 from January 23 2020, Feb 22 2022, and the Forecasted Cases from February 23 to March 20

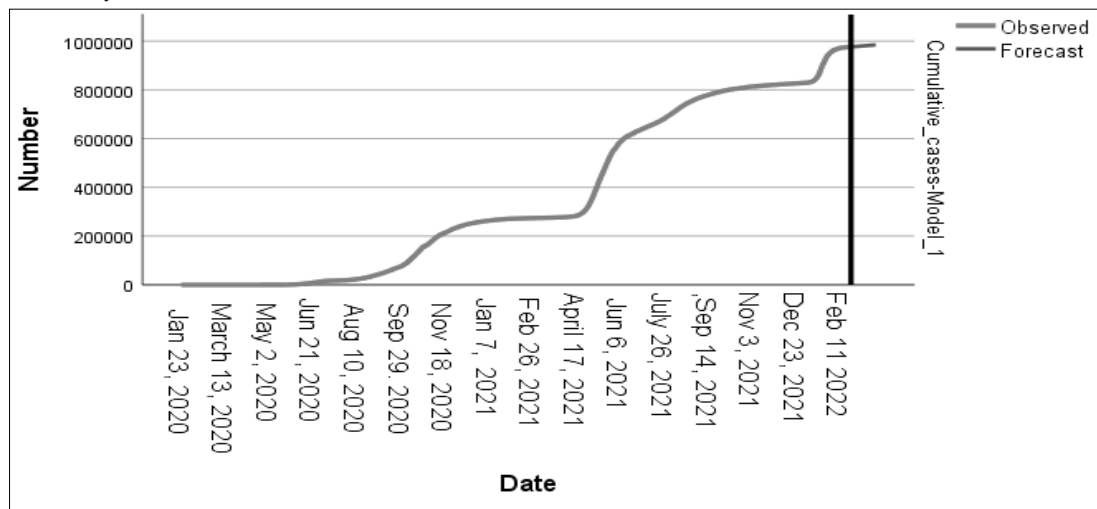


Table 2

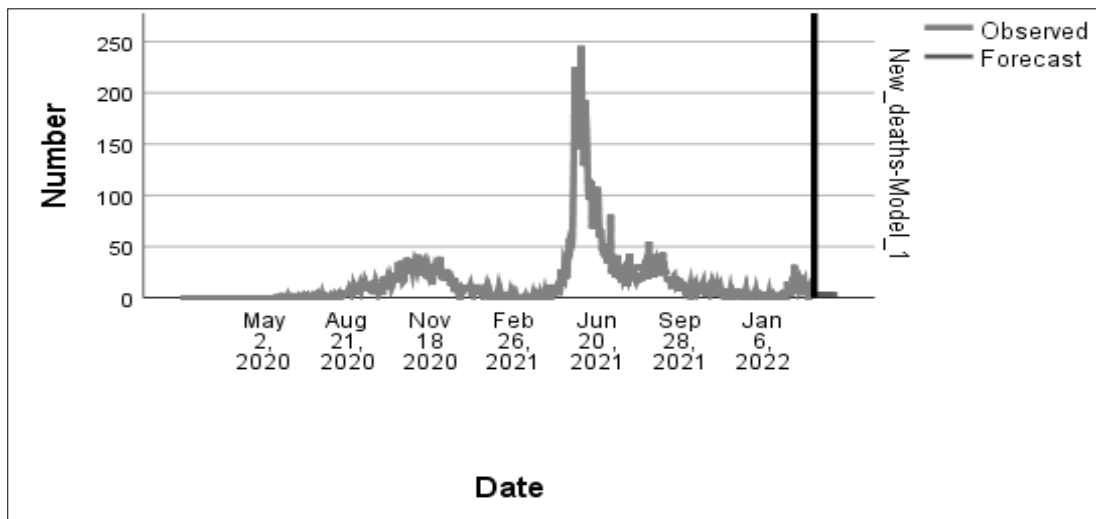
Total Forecasted Cases from February 22, 2022, to March 18, 2022

Model	Feb 23	24	25	26	26	27	28	28	March 1	2	2	3	4	4	5	
Cumulative_cases-Model_1	Forecast	976391	976684	976977	977270	977563	977856	978149	978442	978735	979028	979321	979614	979907	980200	980493
	UCL	977316	978523	979970	981602	983394	985329	987395	989584	991887	994298	996812	999424	1E+6	1E+6	1E+6
	LCL	975467	974845	973985	972939	971733	970383	968903	967301	965584	963759	961831	959805	957684	955473	953174
	6	7	8	9	10	11	12	13	14	15	16	17	18			
	981079	981372	981665	981958	982251	982544	982837	983130	983423	983716	984009	984302	984595			
	1E+6	1E+6	1E+6	1E+6	1E+6	1E+6	1E+6	1E+6	1E+6	1E+6	1E+6	1E+6	1E+6			
	948325	945780	943157	940459	937687	934844	931929	928947	925896	922780	919599	916354	913047			

The number of deaths due to COVID-19 is shown in Figure 4. The first COVID-19 death case was on May 16 2020, after five months of COVID-19 first case, and then gradually increased and reached 102 on 15<sup>th</sup> August 2020. Due to a lack of proper health facilities, the number of death increased rapidly and crossed 1000 (ie. 1004) on November 3, 2020. The number of deaths crossed 5000 (5001) on May 16, 2021, within 1 year, and 9,248 on July 5 2021. Figure 3 represents the number of new deaths every day and the pattern of deaths in Nepal. Table 3 represents the forecasted value up to March 20, 2022.

Figure 3

Number of New Deaths from 16th May 2020 to 22nd February 2022



The new number of deaths in Nepal was shown in figure 3. The first death case was recorded on 16<sup>th</sup> May 2020 and then new deaths become stable up to (below 10) 20<sup>th</sup> August 2020. The death cases increased in double digits up to 20<sup>th</sup> December 2020 after that the new death cases decline gradually up to 23<sup>rd</sup> February 2021. The forecasted value for the next months is given in Table 3.

Table 3

Forecasted New Death Cases from February 22 2022 to March 18, 2022

		Forecast										
Model		Feb23	24	25	26	27	28	March 1	2	3	4	5
New_deaths-Model_1	Forecast	4	3	3	3	3	3	4	3	4	4	4
	UCL	21	24	27	28	31	33	37	40	44	46	49
	LCL	-14	-18	-20	-22	-25	-27	-30	-34	-36	-39	-42

6	7	8	9	10	11	12	13	14	15	16	17	18	19
4	4	3	4	3	4	4	4	4	4	4	4	4	4
51	54	56	59	61	63	65	67	69	71	72	74	76	78
-44	-47	-49	-52	-54	-56	-58	-60	-62	-63	-65	-67	-69	-70

Table 4

Descriptive Statistics of New Cases, Cumulative Cases and New Deaths from Jan 23 2020 to Feb 22 2022

Date_reported	New_cases	Cumulative_cases	New_deaths
1st Qu.:2020-07-31	1st Qu.: 136.8	1st Qu.: 19850	1st Qu.: 0.00

Median :2021-02-06	Median : 489.0	Median :271866	Median : 5.00
Mean :2021-02-06	Mean : 1281.0	Mean :363434	Mean : 15.65
3rd Qu. : 2021-08-15	3 <sup>rd</sup> Qu.: 1611.0	3rd Qu.:734197	3rd Qu.: 18.75
Max. :2022-02-22	Max. :10052.0	Max. :976105	Max. : 246.00

The descriptive statistics indicated that the data are positively Skewed and the average number of new cases was 1,281 with a maximum value of 10,052. The average number of cumulative cases was 363,434 with a total number of cases were 976,105 till Feb 22, 2022. The average number of new Death is 15.65 with a maximum number of new death being 246.

The statistical analysis of data is being represented with the ARIMA model the powerful tool in statistics that helps in analysing the results obtained from the graphs plotted above. Using the ARIMA model the forecasted values for march 18, 2022 for total cases is 984,595 with UCL values of 1,056,143 and LCL values of 913,047. Similarly, the forecasted value for new cases is 146 with UCL 4,222 and LCL 0 and for new death, the forecasted value is 4 with UCL 78 and LCL 0. This forecasted value indicates that the impact of Covid-19 is decreased rapidly due to vaccinations.

## CONCLUSION

The ARIMA model shows the forecasted value for Nepal for the next one month is helpful for policy maker to plan their action against COVID -19 in the coming days.

## REFERENCES

- Bastola, A., Sah, R., Rodriguez-Morales, A. J., Lal, B. K., Jha, R. O., ..., & Morita, K. (2020). The first 2019 novel coronavirus case in Nepal. *The Lancet Infectious Diseases*, 20 (3), 279-280.
- Bhola, J., Venkateswaran, V.R., & Koul, M. (2020). Corona epidemic in Indian context: Predictive mathematical modelling. *Medical Review xiv*. Doi: 10.1101/2020.04.03.20047175
- Bonilla-Aldana, D., Dharma, K., & Rodriguez-Morales, A. J. (2020). Revisiting the one health approach in the context of COVID-19: A look into the ecology of this emerging disease. (3, Ed.) *Advances Animal Vetirinery Science*, 8, 234-237.
- Chadsuthi, S., Modchang, C., Lenbury, y., Iamsirithaworn, s., & Triampo, w. (2012). Modeling seasonal leptospirosis transmission and its association with rainfall and temperature in Thailand using time-series and ARIMAX analyses. *Asian Pac Journal of Tropical*

*Medicine*, 5 (7), 539-546.

- Chan, J. F., Yuan, S., Kok, K. H., To, K. K., Chu, H., & Yang, J. .. (2020). A familial cluster of pneumonia associated with the 2019 novel coronavirus indicating person-to-person transmission: a study of family cluster. (10223, Ed.). *The Lancet*, 395, 514-523.
- Duong, D. (2021). What's important to know about the new COVID\_19 variants? *CMAJ*, 193 (4), E141-142. Doi:10.1503/cmj.1095915
- Ghosal, S., S. S. (2020). Prediction of the number of deaths in India due to SARS-CoV-2 at 5–6 weeks. *Diabet. Metabol. Syndr. Clin Res Rev.*, 14 (4), 311-315.
- Ministry of Health and Population [MoHP] (2020). *Health sector response to novel coronavirus(2019.nCov)*. Government of Nepal. Retrieved from <https://covid19.mohp.gov.np/>
- Huang, C., Wang, Y., Li, X., Ren, L., Zhao, J., & Hu, Y. .. (2020). Clinical feature of patients infected with 2019 novel coronavirus in Wuhan, China. (10223, Ed.) *The Lancet*, 395, 497-506.
- Lu, H., Stratton, C., & Tang, Y. (2020). An outbreak of pneumonia of unknown etiology in Wuhan China: The mystery and miracles. *J. Med. Virol.*, 25678.
- Pridemore, W., & Snowden, A. J. (2009). Reduction in suicide mortality following a new national alcohol policy in Slovenia: An interrupted time-series analysis. *Am J Publ Health.*, 99 (5), 915-920.
- WHO. (2020). *Situation update#24-Coronavirus disease 2019 (COVID-19)*. WHO country office for Nepal.
- WHO. (2021). *Situation update#64-Coronavirus diseases 2019 (COVID-19)*. WHO country office for Nepal.
- Wise, J. (2020, December 16). Covid-19: New coronavirus variantis identified in UK. *the BMJ*, 371. Doi:10.1136/bmj.m4857
- World Health Organization. (2020). *Nobel Coronavirus (2019-nCoV), Situation report*.
- Zhu, N., Zhang, D., Wang, W. L., Yang, B., Song, J., & ... & Niu, P. (2020). A novel coronavirus from patients with pneumonia in China. *New England Journal of Medicine*.

# Estimation of Internal Migration in Gandaki Province Using Indirect Techniques

Madhav Prasad Baral\*

## ABSTRACT

*This study is to measure the internal migration rate among various territories of Gandaki province of western Nepal. Direct measurement for migration is not systematic and effective for the developing country, hence the indirect method is to be used. The main objective of this study is to measure the internal migration growth rate concerning urban-rural differential, district-wise, ecological belt-wise, and urban area-wise in Gandaki province based on 2001, 2011 census data and the recently published preliminary data of the 2021 census. The tool to measure internal migration is the national growth rate method (NGRM) and improved NGRM using the total population of the region and the specified territory during the intercensal period. The migration rate computed from this method reveals that migration is concentrated to the highly developed district and district of the plain region. Out migrated population from the mountain and hill region make the Tarai region over-populated. Urban areas are overcrowded while rural areas are suffered from extensive out-migration which causes an imbalance distribution of natural and human resources. Among urban municipalities, the in-migrated population creates maximum pressure in Province headquarters followed by Nawalpur on Gandaki province.*

**Keywords:** *Growth rate, indirect technique, internal migration, census*

## INTRODUCTION

Migration is generally defined as a geographical form of population movement that involves a change of usual place of residence. Haas (2010), defined migration as a complex process and declares that a single theory cannot explain and predict all migration events (de Haas, 2010). It is an important demographic process that can transform the size, distribution, and composition of the national population. Migration is an important livelihood strategy for poor groups across the world and not just a response to shocks. It is the principal agent of regional demographic change along with fertility and mortality. Internal migration is associated with the moves from one place to another within a particular country or national boundary



(Suwal, 2014)

Internal migration can lead to the accumulation of household wealth as well as positive changes in both sending and receiving areas, it continues to be viewed as an economically, socially, and politically destabilizing process by policymakers, bureaucrats, academics, and even NGOs. One reason is that migration is an administrative and legislative nightmare: it crosses physical and departmental boundaries. Another reason is that many researchers and NGOs continue to take an old-fashioned position that migration through intermediaries for work in the informal sector cannot be anything but exploitative and impoverishing; they are thereby further perpetuating myths about the causes and effects of migration (K.C., 2003).

Historically, the internal migration in Nepal can be categorized into three waves during different periods. The first wave came during the unification of Nepal by King Prithivi Narayan Shah and his successors till the early eighteenth century. In that period the youth people were engaged in compulsory labor services (known as Jhara labor) imposed by the then rulers. Jhara labor was a kind of forced and generally unpaid labor who were frequently required to leave their villages to provide different services in different parts of the country (Regmi, 1999) (Shrestha, 1990).

The second wave of internal migration emerged in the mid-50s. During that period the government had implemented the state-sponsored resettlement program especially for Hill people to Tarai with the objective of land colonization of Tarai to increase agriculture production. The program continued until the late 80s in Chitwan, Nawalparasi, and Rupandehi district (Shrestha, 1990; Regmi, 1999). The third wave of internal migration emerged with the socio-economic transformation of the country due to the advent of democracy in 1951. After that period the country embarked upon the planned economic development of the country, which required increasing investment in various sectors like an expansion of roads and transport, development of agriculture, health, education, and industrial development. People from less developed areas started to migrate to more developed areas to gain various facilities. The volume of internal migration has increased rapidly after the restoration of democracy in 1991. The rise in internal migration is largely associated with the expansion of employment opportunities in informal sectors (Gartaula & Niehof, 2013). In the context of Nepal, internal migration is considered to be a survival strategy of people in mountains and hills to cope with the hardships of their lives arising from lack of employment, poor infrastructural development, and low agricultural productivity (KC, 2003; Suwal, 2014).

The ultimate goal behind migration whether it is evaluated using any theory or model

is to improve one's present condition. Hence the statement of Ravenstein (1889) in his well-known article 'The Laws of Migration' as "Migration means life and progress" represents the core concept of migration. Various theories differ from one another only in terms of the emphasis they put on various variables they employ. In Nepal, the Tarai is considered to be a frontier land for promising agricultural livelihood opportunities. For hill-to-terai migration, the fertile land, plain topography, easy access, and improved infrastructure are pull factors while the uneven topography, lack of arable land, and the miserable lives in the hills are the push factors (Shrestha et al., 1993). The objective of this paper is to measure the internal migration growth rate concerning urban-rural differential, district wise, ecological belt wise, and urban area wise in Gandaki province. This study also examines the volume and rate of internal migration in Gandaki province.

## DATA AND METHODS

The indirect method is used to measure the volume and growth rate of internal migration in Gandaki province of Nepal based on National Population and Housing Census 2001, 2011 and preliminary data of 2021 census conducted by Central Bureau of Statistics (CBS) and the district profile of Nawalpur district. In the absence of a direct estimate of migration from the data gathered from census or surveys, indirect method is used. The national growth rate method (NGRM) is based on the population of the beginning and the end of the intercensal period respectively. It is the indirect method that is applicable to estimate the internal migration of the particular area where the demographic registration system is not perfectly efficient. The data collection system like census and survey for the developing countries like Nepal to estimate the various population parameters are also not efficient and strong. For such conditions, the indirect method like the national growth rate method (NGRM) is more applicable. If  $P_0$  and  $P_1$  represent the total population of Gandaki province at the beginning and end of the intercensal period; and  $P_{i0}$  and  $P_{i1}$  represent the population of the particular place within the given territory.

The migration rate in the  $i^{\text{th}}$  territory using NGRM is estimated by using the relation:

$$M_i = \left\{ \left[ \frac{P_{i1} - P_{i0}}{P_{i0}} - \frac{P_1 - P_0}{P_0} \right] \right\} \times k \dots\dots\dots(1)$$

Where  $k$  is a constant generally used as 100 or 1000.

This technique is based on the assumption that net international migration is zero and the territory, as well as the region, has experienced the same rate of natural increase so that the territory growth rate is greater than the regional growth rate is explained as net in-migration

and the territorial rate less than the regional as net out-migration. NGRM is simple and does not require detailed data except the total population of region and territory of census period for application. The method is unable to separate the effect due to the natural increase of the migrants thus yields overestimate the migration rate than the true migration. To separate the natural increase of the migrants from net migration, MD. Mizanur Rahman in 1993, has suggested the improved model of NGRM estimate the pure migrants in the particular territory by using the relation:

$$M_i = (\ln P_1 - \ln P_0) (P_{i1} - P_{i0} \times \frac{P_1}{P_0}) / (\frac{P_1}{P_0} - 1) \dots\dots\dots(2)$$

Where  $P_1$  and  $P_0$  represent the total population of the region at the later and previous census respectively.  $P_{i1}$  and  $P_{i0}$  denote the population of the  $i^{\text{th}}$  geographical territory at the later and previous census respectively.

## RESULTS AND DISCUSSION

This study deals to analyze the internal migration among the eleven districts of the Gandaki Province. It also cover the internal migration stream between ecological belts as well as rural-urban movement and urban-urban movement. The indirect measurement tool NGRM has been applied to measure the migration rate. The improved method over NGRM is also used to overcome the limitations of traditional NGRM. The improved method has assumed to provide a more accurate volume of migration which considers the new birth from the migrated people as non-migrants for the migrated region. The internal migration rates across different areas of Gandaki province on reference to the population of the census years 2001, 2011 and preliminary report of 2021 census. The volume of migration is estimated with considering two intercensal periods namely 2001-2011 and 2011-2021 using NGRM and improved NGRM are presented below.

**Table 1***Inter-district Migration of Gandaki Province*

District	Population			Annual			Annual		
	2001	2011	2021	NGRM-i1 (2001-011)	Improved NGRM-o1	Improved NGRM-1	NGRM-i2 (2011-021)	Improved NGRM-o2	Improved NGRM-2
Manang	9,587	6,538	5,645	-355.612	-3346.76	-334.676	-168.198	-1082.66	-108.266
Mustang	14,981	13,452	14,596	-139.64	-2053.6	-205.36	53.43094	707.6262	70.76262
Gorkha	288,134	271,061	252,201	-96.8308	-27388.8	-2738.88	-101.191	-27004.2	-2700.42
Lamjung	177,149	167,724	153,480	-90.7809	-15787	-1578.7	-116.537	-19243.5	-1924.35
Tanahu	315,237	323,288	327,620	-12.0376	-3725.14	-372.514	-18.2124	-5796.69	-579.669
Kaski	380,527	492,098	599,504	255.6241	95488.82	9548.882	186.6492	90427.81	9042.781
Syangja	317,320	289,148	254,965	-126.358	-39361	-3936.1	-149.832	-42652.9	-4265.29
Parbat	157,826	146,590	132,703	-108.769	-16852	-1685.2	-126.346	-18234.3	-1823.43
Baglung	268,937	268,613	250,554	-38.7819	-10238.7	-1023.87	-98.8427	-26139.4	-2613.94
Myagdi	114,447	113,641	107,372	-44.6197	-5012.98	-501.298	-86.7771	-9708.78	-970.878
Nawalpur	272,557	311,604	381,105	105.6847	28277.07	2827.707	191.4305	58727.09	5872.709
Total	2,316,702	2,403,757	2,479,745						

Table 1 shows the internal migration situation on various districts of Gandaki province of Nepal in the two intercensal periods 2001-2011 and 2011-2021. The migration rate calculated for the period 2001-2011 using NGRM in different districts reveals that in-migration trends are observed in the districts Kaski and Nawalpur while out-migration trends are observed in Manang, Mustang, Gorkha, Lamjung, Tanahu, Syangja, Myagdi, Parbat, and Baglung district. The number with positive sign indicates the addition of people per thousand to that territory from other places during the period 2001 to 2011. The negative sign indicates the number of out-migrants per thousand from that territory to other places of the region. Similarly, the improved method of measuring NGRM reflects the pure net migration rate per thousand people in a decade and per year indicates that in-migration flow is seen in Kaski and Nawalpur districts while Other districts face out-migration flow from 2001 to 2011. During this period Manang has the largest flow of out-migration (356 per each of thousand) followed by Mustang (140 per thousand) and Syangja (126 per thousand) whereas Kaski and Nawalpur have the largest in-migration flow from other areas of the region with the values of two hundred fifty six and one hundred six per thousand respectively. The improved NGRM value indicates the total migration rate of the districts in the intercensal period and the annual improved NGRM value indicates the total migration rate in particular district for a year. For the first intercensal period 2001-2011, 9549 new people in average added in kaski district and 2828 people added in Nawalpur district annually. Annually 3936 people of Syangja and 2739 people of Gorkha district shifted to other place in that period within the Gandaki province.

For the second intercensal period of 2011-2021, the flow of outmigration trend is

highest in Manang(160 per each thousand) followed by Syangja(150 per thousand) and Parbat districts(126 per thousand). In second intercensal period in-migration flow is maximum in Nawalpur with the value of one hundred ninety one per each thousand followed by Kaski with the value one hundred eighty seven per thousand and Mustang district with the value of fifty three per each thousand. The out-migration volume and in-migration volume are also increased rapidly in almost all districts of Gandaki Province in the second intercensal period as compared to first intercensal period. The improved NGRM and annual NGRM value reveals that annually 9043 new people are added to the population of Kaski in this period that is followed by 5873 immigration to Nawalpur and 71 to Mustang district. Out-migration flow are observed in other districts. The maximum annual out-migration is observed in Syangja(4265 people) followed by Gorkha(2700 people) and Baglung(2614 people) district. The internal migration is fluctuating differently according to ecological regions which are presented in table 2 given below.

**Table 2**

*Internal Migration According to Ecological Belt in Gandaki Province*

Ecological belt wise Internal migration in Gandaki province				Annual			Annual		
			NGRM-i1	Improved	Improved	NGRM-i2	Improved	Improved	
Region	Pop.2001	Pop.2011	Pop.2021	(2001-011)	NGRM-o1	NGRM-1	(2011-021)	NGRM-o2	NGRM-2
Mountain	24,568	19,990	20,241	-223.917	-30189	-3018.9	-19.0559	-375.03	-37.503
Hill	2,019,577	2,072,163	2,078,399	-11.539	-15941.2	-1594.12	-28.6028	-58352.1	-5835.21
Tarai	272,557	311,604	381,105	105.6847	102631.1	10263.11	191.4305	58727.09	5872.709
Total	2,316,702	2,403,757	2,479,745						

The Tarai region is a major receiver whereas the mountain and hill region are the sender for migrants. The indirect measure of internal migration NGRM for the intercensal period of 2001-2011 reveals that 106 people per each of thousand are in-migrated to Tarai region while 224 per each of thousand are out-migrated from mountain region and 12 per each of thousand people are out-migrated from hill region of Gandaki Province during the first intercensal period. The improved measure of NGRM indicates that the volume of out-migration in mountain and hill region are 3019 and 1594 per year while volume of in-migration to tarai is 10263 people per year during that period. For the second intercensal period 2011-2021 using NGRM the number of out-migration is maximum in Hill region (29 per thousand) followed by mountain region(19 per thousand) and in-migrated to Tarai region(191 per thousand). The value of improved annual NGRM of three ecological regions for second intercensal period indicate that 5835 people from hill and 38 people from mountain region are out-migrated to other place while 5873 people are added(in-migrated) to terai region annually during the period 2011-

2021. The result exactly supports Gurung's claim, "The lowlands are undergoing significant changes in demographic character, social composition, land use, and economic development" (Gurung, 1989).

The migration in almost all geographical area is dominated by rural to urban migration. People are shifted from rural areas to urban areas to get more facilities. The rate of internal migration of Gandaki Province using indirect method is presented in table 3.

**Table 3**

*Internal Migration According to Place of Residence*

Rural urban wise internal migration				Annual			Annual			
	Area	2001	2011	2021	NGRM-i1	Improved	Improved	NGRM-i2	Improved	Improved
Area	2001	2011	2021	2001-2011	NGRM-01	NGRM-1	2011-2021	NGRM-02	NGRM-2	
Rural	1,994,060	1,915,488	850,290	-76.98015	-150689	-15068.9	-587.71	-1108323	-110832	
Urban	322,642	488,269	1,629,455	475.7689	150689.2	15068.92	2305.595	1108323	110832.3	
Total	2,316,702	2,403,757	2,479,745							

Table 3 reveals with the value of NGRM that 77 in each of thousand people are out-migrated from rural areas while 476 in each of thousand people are in-migrated (received) to urban areas for the first intercensal period 2001 to 2011. Improved NGRM value indicates that annually 15,069 people migrated from rural area to urban area in first intercensal period. For the second intercensal period, 2011 to 2021 the value of NGRM indicates that 588 people in each of thousand shifted from rural areas of Gandaki province to other areas and 2306 people are added with each of thousand people of urban areas. The annual rate of improved NGRM value indicates that 110,832 people are migrated from rural area to urban area of Gandaki province in each year for the second intercensal period. The number of out-migration from rural areas in Gandaki province in the intercensal period 2011 to 2021 is more than seven times that of the figure of the first intercensal period. The data indicates that the urban areas of Gandaki province becoming over-crowded while rural areas are suffering from human scarcity.

Gandaki province has one metropolitan, twenty-six urban municipalities, and fifty-eight rural municipalities. The trend of in-migration to urban areas is also not homogeneous. The pattern and volume of in-migration for various urban areas of Gandaki province using the total population of 2001 and 2011 census using national growth rate method (NGRM) are presented in table 4.

**Table 4**

*Internal Migration According to Urban Area in Gandaki Province*

Municipality	Population 2001	Population 2011	NGRM	Improved NGRM	Improved NGRM/year
Gorkha	25783	33865	235.6345	5850.541	585.0541
Byas	28245	43615	466.3393	12684.32	1268.432
Putalibazar	29667	31338	-21.5026	-614.311	-61.4311
Waling	20414	24199	107.5841	2114.95	211.495
Lekhnath	41369	59498	360.3989	14357.61	1435.761
Pokhara	156312	264991	617.4419	92942.01	9294.201
Baglung	20852	30763	397.4743	7981.425	798.1425

Table 4 reveals that almost all urban municipalities (except Putalibazar) welcome in-migrants from other places. Out of the municipalities, the flow of in-migrants is maximum in Pokhara (617 per each thousand) followed by Byas (466 per each thousand) during the intercensal period 2001-2011. Putali-Bazar of Syangja is the only municipality where there is out-migration with the NGRM value of 21.5 per thousand during that period. The improved NGRM value and annual improved NGRM per thousand urban municipalities of the Gandaki province are presented in the fourth and fifth columns of table 4.

**CONCLUSION**

For the first intercensal period, Kaski from the hill region and Nawalpur from the Tarai region have positive NGRM values indicating the pressure of in-migration in these districts from other areas and remaining districts face with out-migration phenomena. In the second intercensal period, 2011-2021 net in-migration flow concentrated to two districts namely Kaski, Nawalpur whereas the remaining nine districts of Gandaki Province faced with out-migration. Based on the ecological belt only Tarai is the receiver while hill and mountain are the senders of internal migration for the first and second intercensal period. For the first intercensal period the high flow of in-migrants towards the developed urban municipality. For both intercensal periods the massive internal migration flow is from rural to urban areas in the province.

**REFERENCES**

C., B. K. (2003). *Internal migration in Nepal*. In *population monograph of Nepal* (2003 ed., Vol. II). Central Bureau of Statistics.

de Haas, H. (2010). *Migration transitions: A theoretical and empirical enquiry into the*

- developmental drivers of international migration” IMI working paper, 24.* Migration Institute, University of Oxford.
- Gartaula, H., & Niehof, A. (2013). Migration to and from the Nepal Terai : Shifting movements and motives. *The South Asianist*, 2(2), 29-51.
- Gurung, H. (1989). *Regional pattern of migration in Nepal* (Vol. 113). Honolulu, Hawaii: East-West Population Institute.
- K.C., B. K. (2003). *Internal migration in Nepal*. In *population monograph of Nepal* (2003 ed., Vol. II, pp. 121-160). Central Bureau of Statistics.
- Regmi, M. C. (1999). *A Study of Nepali economic history 1768-1846*. Adroit Publishers.
- Shrestha, N. R. (1990). *Landlessness and migration in Nepal*. Westview Press.
- Suwal, B. R. (2014). *Intenal migration in Nepal*. In *Population Monograph of Nepal* (pp. 241-276). Kathmandu: Central Bureau of Statistics.



# Satisfaction of Old Age Allowance among Senior Citizen in Lamjung District, Nepal

Gopal Prasad Sedhai\*

## ABSTRACT

*The old age allowance is the non-contribution allowance provided by the government of Nepal to improve the social and economic status of older people. The purpose of this study was to compare the social and economic impact of old age allowance and its satisfaction on older people in rural and urban areas in Nepal. A cross sectional, quantitative study was conducted in two different areas (Sunderbazar municipality and Kwholasothar rural municipality) in Lamjung. The information was collected from 202 elderly people (55.4% from urban and 90 (44.6%) from rural areas) to know about their satisfaction in various aspects like social, economic, health, etc. regarding allowance by face-to-face interview. Chi-square test, t-test as well as One- way ANOVA tests were applied to find the factors associated with the satisfaction of elderly people among rural and urban areas. Elderly in rural were more satisfied than elderly from urban areas. The respondents in rural areas were satisfied in all five domains social, health, economic, basic needs and self-esteem but the respondents in urban areas were found to be satisfied only in two domains; self-respect and economic. The satisfaction of respondents with OAA is different in urban and rural areas. People who were satisfied with this allowance reported that it was an honor from the government and they can use this money on their own. It is an important contribution to keeping older people connected with family and community.*

**Keywords:** *Nepal, old age allowance, satisfaction, utilization*

## INTRODUCTION

The Old Age Allowance (OAA) is the allowance provided by the government to improve the quality of life of older people. Elderlies are usually considered as a group of the inactive population who face lots of problems (Donaldson et al., 2015). The World Health Organization (2010) mentions that 65 years is the standard age for a person to be 'elderly' or older based on the instances from many developed countries. In Nepal, the Senior Citizens Act of 2063 defines a senior citizen as someone who is 60 years old or older (Khanal, 2013), however, the

age limit for elderly varies by the service sector. In general, the elderly are those individuals who are in their later years and thus unable to support themselves mostly due to old age, which is often considered 60 and virtually over that. In Nepal, 2.1 million elderly people were representing about 9 % of the total population of the country in 2011. The increasing rate of elderly is not only the case in Nepal but also in many countries all over the globe and the proportion of the elderly population is still higher (Chalise, 2006). According to (Regmi, 1970), acute economic constraints, the disintegration of the joint family system, and migration are said to be some of the major challenges to many Nepalese communities' traditional and cultural value systems. Across countries worldwide, poverty is the single greatest obstacle to a secure old age (Acharya, 2018).

Numerous governments have established a multipolar pension model for the welfare and social security of older people. The government of Japan has provided pensions through non contributory schemes similar to those in Nepal. Other countries, such as Korea, have provided pensions financed from a contributory scheme. Several studies have been conducted in the past to learn, explore, and analyze the situations of elderly people in Nepal. In 2003, the Nepal Participatory Action Network (NEPAN) performed field study with the help of Help Age International to learn more about the socioeconomic realities of Nepal's elderly. (Pun et al., 2009) investigated social change among Nepalese older adults in a research. Another major piece of law is the Local Self Governance Act of 1999, which takes decisions on issues impacting the lives of people in lower administrative units, such as the protection and development of orphan children, the defenseless, women, the elderly, and the disabled. Similar to the Vienna Conference and the United Nations Principles for Ageing, Nepal's Senior Citizen Policy 2058 is a fundamental policy document dealing with the challenges of its older population. It is based on a working plan as directed by the Vienna Conference and the United Nations Principles for Ageing (Geriatric center Nepal, 2010).

The Senior Citizen Act of 2063, as amended by the Senior Citizen Regulations of 2065, protects the social, economic, and human rights of the elderly. The goal of this Act is to preserve and provide social security for the country's elderly population. Nepal's Ninth Five-Year Plan (1997-2002) established a policy framework for improving older people's livelihoods, with a focus on initiatives that would strengthen their self-esteem, economic prospects, respect, and social security (Geriatric center Nepal, 2010). In 1995, the Nepalese government began providing an old age allowance to improve the quality of life for elderly people, promote social fairness, and provide economic and emotional assistance through a noncontributory pension

program (International Labour Office, 2018). The amount of old age allowance supports minimum basic requirements and is a crucial source of income to help older people become independent. The amount of old age allowance supports minimum basic requirements and is a crucial source of income to help older people become independent (Ramya, 2014). This study aimed to assess the satisfaction with and utilization patterns of the old age allowance among older people in Nepal.

## **DATA AND METHODS**

A cross sectional, quantitative study was conducted in Sundarbazar Municipality and Kwholasothar Rural Municipality of Lamjung, Nepal during January and February 2020. Men and women of age 70 years and above including widows and Dalits aged above 60 years living in the proposed study area who received Old Age Allowance were the populations of the study. All the elderly men and women in the study area who were not unresponsive to giving information were eligible in the study and included in the interview. The information was carried out purposively from 202 respondents (112 from Sundarbazar and 92 from Kwolasother).

The study was based on primary data collected through a pre-structured questionnaire having 26 questions of different socio-demographic and economic variables and each question has five responses categorized Likert scale (Long Form The direct face-to-face interview was carried out for data collection. The questionnaire contains three parts, demographic information, utilization of OAA and Satisfaction (Social, Health, Economic, Self-respect and Basic needs related).

To gain a better insight into the subject matter and to unravel and understand problems, a questionnaire is developed with five points rating scale. A total of 202 individuals (112 from urban and 90 from rural) were drawn from purposive ways. Verbal informed consent was obtained from each participant to ensure the right of the subject.

Both descriptive and inferential statistics were used for analyzing the data. Data were expressed as proportions mean and standard deviation. Association of socio-demographic variables with satisfaction levels was done by using Chi-square test, independent samples t-test, or fishers-exact test. Analysis was carried out at a 5% level of significance and p-value < 0.05 was considered a significant value. SPSS version 20 was used for statistical analysis.

The questionnaire's validity was maintained by employing conventional survey questions that had already been evaluated for evaluating satisfaction levels. The questionnaire was also translated into the Nepali language with the help of specialists for easier comprehension by

locals. A pilot study was conducted among 10 elderly subjects in a different area and the questionnaire was pretested. After obtaining written informed consent the questionnaire was administered to the subject. Data was checked for errors and omissions on the consistency of data was maintained by using different methods, and evidence. The observation was carried out to support the data for getting support and more information.

## RESULTS AND DISCUSSION

### Background Characteristics

Socio-demographic variables include age, sex, education, marital status, living with spouse, number of offspring, previous types of family, caste/ethnic group, religion, permanent address of the respondents. The majority of respondents were female, 62.4 % (54.4% in rural and 68.8% in urban). The total percentage of a male was 37.6%, which is because widows are allowed to receive the aforementioned privilege after 60 years. The mean age of respondents was 71.36 years (73.4 years in rural and 69.7 years in urban). The maximum age was 96 years and the minimum age was found to be 60 years. Among the respondents 69.3% of respondents were illiterate and 30.7 % were literate.

**Table 1**

*Respondents Classified According to Selected Background Characteristics*

Characteristics		Rural (%)	Urban (%)	Total (%)
Gender	Male	45.6	31.3	37.6
	Female	54.4	68.8	62.4
Caste	Brahmin	2.2	42.9	24.8
	Ethnic	73.3	32.1	50.5
	Dalit	24.4	25	24.8
Marital Status	Married	64.4	60.7	62.4
	Married/widow	27.8	36.6	32.7
	Separated	7.8	2.7	5
Religion	Hindu	63.3	100	83.7
	Buddhist	33.3	0	14.9
	Others	3.3	0	1.5
Education	Illiterate	67.8	70.5	69.3
	Literate	32.2	29.5	30.7
Age	<70	31.2	46.4	39.6
	70 – 80	24.4	22.3	23.3

## Satisfaction towards Old Age Allowance

To know about the responses of elderly people in the process of getting an allowance, positive change arriving in their life and need to increase the amount of allowance, three separate questions were asked with 5 scaling orders (1 for strongly disagree and 5 for strongly agree). The responses of respondents just reverse in rural and urban areas.

**Table 2**

### *Level of Satisfaction towards the Old Age Allowance*

Level of Satisfaction		Satisfaction Level				
		1	2	3	4	5
Process of Getting OAA (%)	Rural	0	0	2.2	6.7	91.1
	Urban	0.9	23.2	4.5	69.6	1.8
Occurrence of positive changes in Life by OAA (%)	Rural	0.0	0.0	1.1	28.9	70.0
	Urban	2.7	67.9	4.5	25.0	0.00
Need to increase OAA (%)	Rural	0.0	0.0	6.7	22.2	71.1
	Urban	0.0	1.8	0.9	0.0	97.3

To measure the overall satisfaction on OAA, a yes or no answer question was asked to the respondents. Among all the respondents, 49.5% were satisfied with OAA. The satisfaction percentage was much higher (84.44%) in rural than in urban. The satisfaction level of different aspects social, self-respect, economic, health, and basic needs are greater mean (3) in a rural area.

The Dissatisfaction occurred due to administrative difficulties and difficulty to travel to the bank due to old age. A chi-squared test was applied to find the factors associated with overall satisfaction. There is high degree of association at 5% level of significance ( $P < 0.01$ ) between resident and satisfaction. The satisfaction level of respondents is different in urban and rural areas. From independent samples test (t – test), there is a high degree of significant difference in satisfaction among elderly population with different resident ( $t = -11.366$ , d. f. = 200 and  $P < 0.01$ ). From the independent chi-square test, the impact of OAA in all the five aspects (self-respect, increase of economic condition, increase of health condition, help to fulfill the basic needs and increase of social status) separately is highly associated with a resident ( $P < 0.01$ ).

**Table 3***Satisfaction towards the Old Age Allowance According to Major Dimensions of Life*

Dimensions	Rural	Urban
	$\mu \pm \sigma$	$\mu \pm \sigma$
Satisfaction in basic needs	4.14 $\pm$ 0.58	2.22 $\pm$ 0.8
Satisfaction in self- respect	4.28 $\pm$ 0.51	3.99 $\pm$ 0.98
Satisfaction in economic situation	4.46 $\pm$ 0.52	2.5 $\pm$ 0.58
Satisfaction in health condition	4.25 $\pm$ 0.85	2.7 $\pm$ 0.24
Satisfaction in social status	3.33 $\pm$ 1.04	3.55 $\pm$ 0.44

Over the half of the older people (49.5 percent) were happy with the OAA. The satisfaction level of older people was found as 58.6% in research conducted by the author in Kumal community in the same district (Sedhai, 2020). This result is also lower than that of a research performed by the Nepalese government's National Planning Commission in 2012, which found that 66.0 percent of older persons were happy with their allowance and 9.0 percent were extremely satisfied (NPC, 2012). The satisfaction scale component of contribution to religious rituals was connected with the highest level of satisfaction 81.9%. Satisfaction with the allowance was linked to family connections, but discontent was linked to larger allowance expectations. Personal expenses accounted for 91.4 percent of the allowance, followed by health and medicine 75.0 % (Dhungana et al., 2020). The amount of OAA has increased by 3000 rupees (26.7 USD) in 2019 but the price of goods increasing rapidly day by day may have contributed to a decrease in the level of satisfaction with the allowance. The study found that satisfaction with the Old Age Allowance was not associated with age, sex and other demographic variables but associated with a resident, which is consistent with some previous work but in contrast to the Nepal National Planning Commission findings that older men were more satisfied with the allowance than older women (NPC, 2012). The current study found a level positive relationship between satisfaction with the allowance and resident ( $P < .000$ ). This may be due to differences in study design.

## CONCLUSION

Most of the respondents felt that the allowance is negligible and has to be increased. Most of them were unsatisfied due to the location of the bank. The majority of the respondents used it for their requirements. Less than half of respondents were satisfied with the allowance. The respondents in rural areas were more satisfied than in urban areas. This study concluded that financial assistance to the elderly empowers them and improves their overall quality of

life. A thorough investigation into OAA is essential, and the government should take steps to improve OAA administration by using methods other than cash to ensure the program's long-term viability.

## REFERENCES

- Acharya, P. (2018). The situation of population ageing and social security for elderly people in Nepal. *Health Prospect*, 10, 61–63. <https://doi.org/10.3126/hprospect.v10i0.5658>
- Chalise, H. N. (2006). Demographic situation of population ageing in Nepal. *Kathmandu University Medical Journal*, 3(15), 354–362.
- Dhungana, G. P., Sapkota, M., & Bista, B. (2020). Older people's satisfaction with and utilisation patterns of the old age allowance in Nepal. *Australian Journal on Ageing*, 39(2), e178–e184. <https://doi.org/10.1111/AJAG.12729>
- Donaldson, J., Smith, C. J., Balakrishnan, B., Kadir, M., & Mudaliar, S. (2015). Elderly population in Singapore: Understanding social, physical and financial needs. *Undefined*.
- Geriatric Center Nepal, (2010). *Status report on elderly people ( 60 + ) in Nepal on health , nutrition and social status focusing on research needs*. Geriatric Center Nepal.
- International Labour Office, (2018). *The ILO multi-pillar pension model: Building equitable and sustainable pension systems*. 5. [https://www.ilo.org/secsoc/information-resources/publications-and-tools/Brochures/WCMS\\_645751/lang--en/index.htm](https://www.ilo.org/secsoc/information-resources/publications-and-tools/Brochures/WCMS_645751/lang--en/index.htm).
- Khanal, D. R. (2013). *Social security/social protection in Nepal: Situation analysis* (Issue January). [http://www.ilo.org/kathmandu/whatwedo/publications/WCMS\\_216490/lang--en/index.htm](http://www.ilo.org/kathmandu/whatwedo/publications/WCMS_216490/lang--en/index.htm).
- Ramya, T. (2014). *The old age pension and its impact on the livelihood chances of tribal elderly people in Arunachal Pradesh, India*. Handbook of management, technology and social sciences. <https://doi.org/10.13140/2.1.1233.2808>.
- Regmi, R. K. R. (1970). Socio-economic and cultural aspects of ageing in Nepal. *Occasional Papers in Sociology and Anthropology*, 3, 28–46. <https://doi.org/10.3126/opsa.v3i0.1074>.

# Vital Registration System in Nepal

Sudan Kumar Mulmi\*

## ABSTRACT

*The events which are occurring in our life cycle such as birth, death, marriage, divorce and internal migration are the vital events. The vital event registration system is the dynamic study of population changes and it provides the legitimacy of each incident of each individual. Vital statistics generated through civil registration systems are the major source of continuous monitoring of birth, death, marriage, divorce and internal migration over time. The main objective of this study is to find out the annual trend of registration of vital events like birth, death, marriage, divorce and internal migration in Nepal as well as to highlight the need for investment in better registration of all vital events. This article is based on secondary data of nationwide annual vital events statistics obtained from ministry of local development. The number of birth registration has been increased by 2164.39, death by 2301.26, marriage by 3490.75, divorce by 67.09 and internal migration by 2683.68 in each year than preceding year. The registration of all vital events shows the rising trend in Nepal. As many Nepalese are not registering the vital events immediately so concern authorities should come with effective awareness plan to make people aware of importance of registration of vital events in their life as well as to nation.*

**Keywords:** Birth, death, divorce, marriage, migration

## INTRODUCTION

Nepal has been practicing vital registration system under the time to time amended act “Birth, death and other personal events registration act, 2033 (1976)”. The important individual events such as birth, death, marriage, divorce and migration which occur day to day in front of us are the vital events. These events have been affecting in social, economic, cultural sectors even in the nation and international human community. The continuous process of attaining, studying, analyzing and disseminating of these vital events is known as the ‘vital event registration system’. The vital registration system helps to predict the future individual events. Vital registration is concerned with the recording of key life cycle or vital events. These vital events are “A live birth, death, marriage, divorce, adaptation, legitimacy of birth, recognition



of parenthood, annulment of marriage or legal separation (Dhakal, 2011).

The publication and analysis of vital statistics is an important element of population management, planning and administration, and is necessary for monitoring trends in fertility and mortality, the main components of population dynamics (United Nations, 2001). In less developed and developing countries, there is often a common concern among demographers about data quality, especially concerning the vital registration systems, and a strong consensus about the necessity to improve vital statistics (Abou Zahr et al. 2015).

In Nepal, “Village Panchayat Act,1962” was the first legal attempt to maintain record of vital events like birth and death by village panchayat within its geographical area. In those days, vital events have been collecting, publishing and utilizing by the act named “Birth, Death and other Personal Events (Registration) Act,2033(1976)” and its consequent rule entitled “Birth, Death and other personal events (Registration) Rule,2033(1977). To make the legal provisions regarding the registration and the issuance of certificates of birth, death, marriage, divorce and migration of person residing, this act was sealed and publishes in Kartik 4, 2033(20 Oct.1976). It is an act made for the registration of the birth, death, marriage, divorce and migration. The vital registration system was launched in ten districts of the country as the initial phase from 1977 and it was finally implemented all over the country in 1991. The third amendment of this act was in Kartik 17, 2063(3 Nov.2006) by Amending Some Nepal Acts to Maintain Gender Equality Act, 2063(2006). The event of marriage is also recorded by “Marriage Registration Act,2028(1971)” and consequent rule entitled “Marriage Registration Rules, 2028(1971).” In August 2014, Nepal showed commitment on UNESCAP ministerial declaration for Asia and Pacific towards universal and responsive civil registration and vital statistics systems that facilitate the citizen’s realization of their rights and support good governance and development by the decade (2015-24) – “Get Everyone in the Picture”. The commitment has further streamlined the government efforts to augment the rolling out of the systems and establishment of a specialized agency - Department of Civil Registration (DoCR) established in November 2014.

Vital registration in Africa remains more problematic for a variety of reasons (Rao et al. 2000). This deficiency has numerous consequences, and is a serious shortcoming for age-reporting, of older persons in particular (Randall & Coast, 2016). Moreover, the assessment of the birth registration system in Zambia recommended further decentralization of birth registration to the sub-district level, with strong involvement of health facilities and traditional and other community-based leadership (Government of Zambia, 2008). Only a few developing

countries have been able to improve their civil registration and vital statistics systems in the past 50 years. This may be due to the lack of human resources and their commitment. In Ghana, health professionals see birth registration as undue additional responsibilities and do not collaborate effectively as desired (UNICEF, 2008). Civil registration laws have not been revised for many years in Nepal. Outdated laws and procedures inherited from the past are still in place due to which the rationales and objectives of registration laws therefore do not always reflect social and cultural realities of the country. The complete coverage, accuracy and timeliness of civil registration is therefore essential. Non-registration of vital events is a particularly serious problem in developing countries of Asia.

Vital statistics can be extremely useful for planning and policymaking. Despite the importance of civil registration for citizens and governments, a significant proportion of the world's population is not included in any registration system. According to the World Health Organization (WHO), globally an estimated 48 million births each year and an estimated 38 million deaths are unregistered. That is, some 40 percent of births and 66 percent of deaths are not yet recorded. Rural areas with large concentrations of poor and indigenous populations tend to be less well covered by civil registration than more affluent, urban areas. Thus, a significant investment is required to extend the coverage of registration systems. This lack of full coverage makes the statistics from poorer countries less reliable than would be desirable. As vital statistics play important role to make better and effective decision on national level so this paper assess to make people aware and know the importance of vital registration by analyzing the annual trend of registration of birth, death, marriage, divorce and internal migration. This article is based on secondary data of annual vital events statistics obtained from department of civil registration to make people aware and know the importance of vital registration. For this study data of 15 years (2058 to 2072) has been utilized.

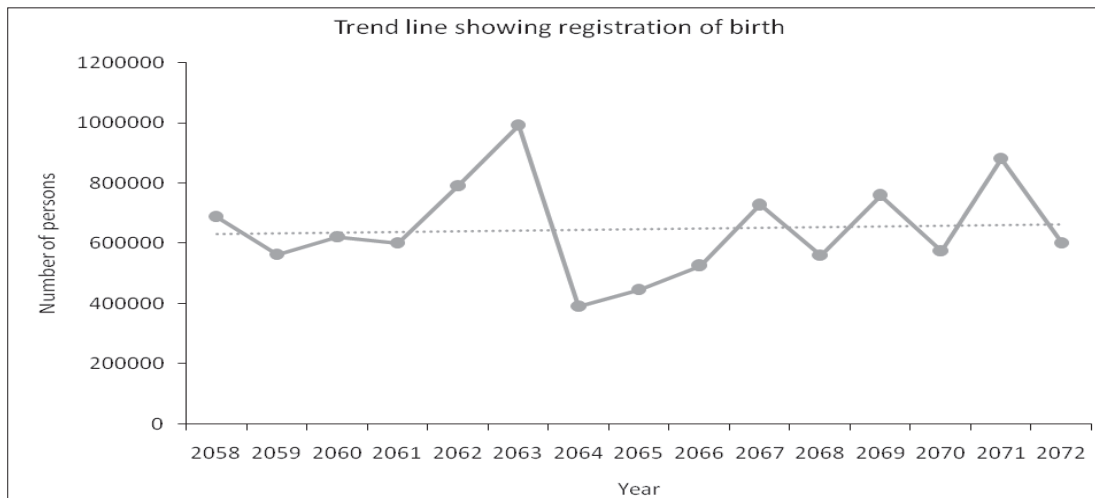
## RESULTS

### Birth

The trend line equation for registration of birth obtained from least square method using 15 years' time series data. The trend line shows the registration of birth has been rising slowly. This indicates that peoples are unaware of importance of registrations of birth and they registered only when they find themselves in a situation where they need proof of identity.

**Figure 1**

*Registration of Births (2058-2072)*

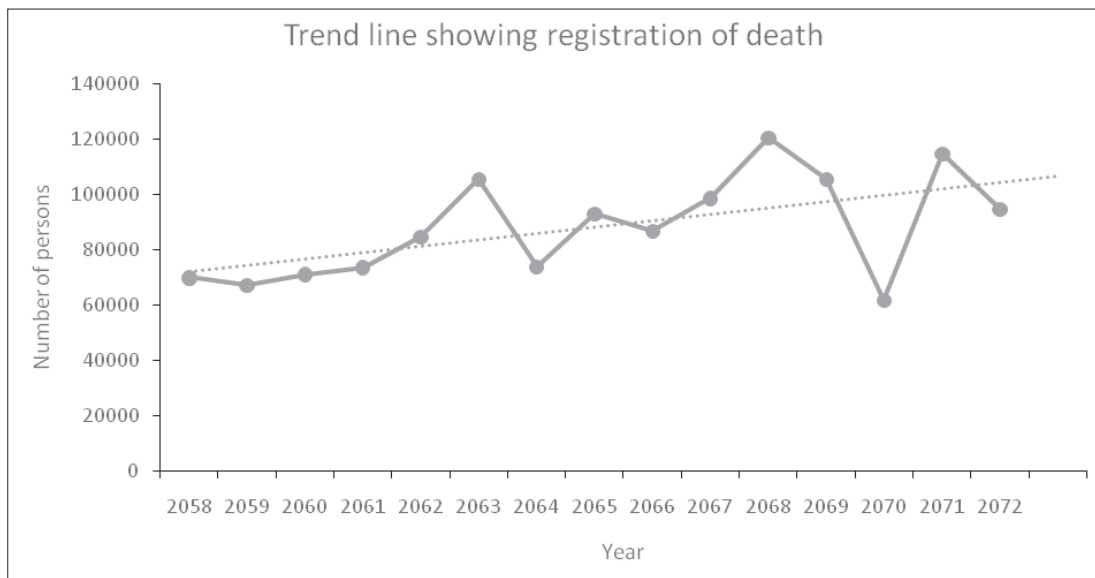


**Death**

The trend line shows that registrations of death in Nepal is rising. It may be due to the fact that deaths certificates are compulsory for transferring the entitlement and legal ownership in Nepal. The overall result indicates that the registration of death has been increasing.

**Figure 2**

*Registration of Deaths (2058-2072)*

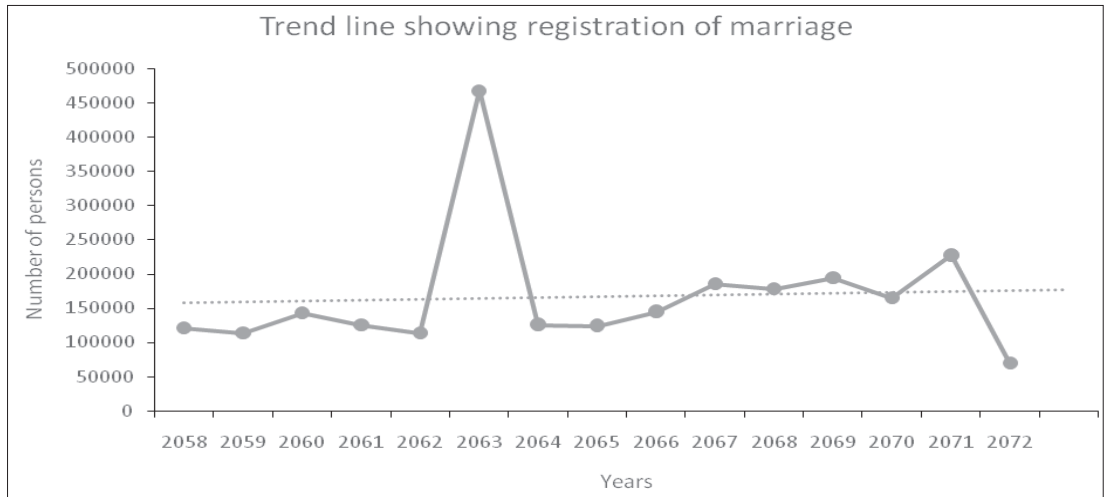


### Marriage

The registration of marriage is in increasing order in Nepal. The trend line shows that the registration of marriage in Nepal has been increasing.

**Figure 3**

*Registration of Marriage (2058-2072)*

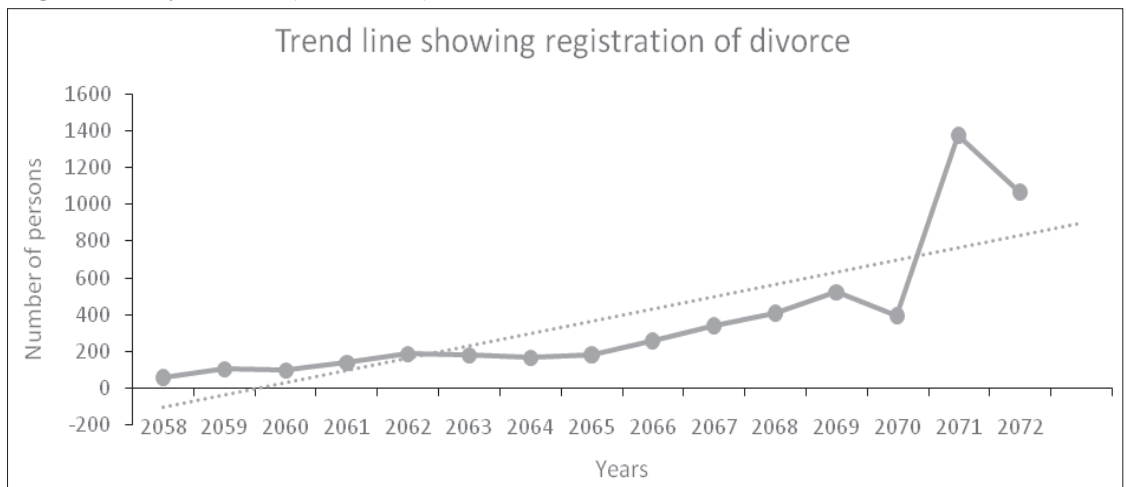


### Divorce

The registration of divorce is in increasing order in Nepal. The trend line shows that registration of divorce has been increasing rapidly in Nepal over the last few years.

**Figure 4**

*Registration of Divorce (2058-2072)*

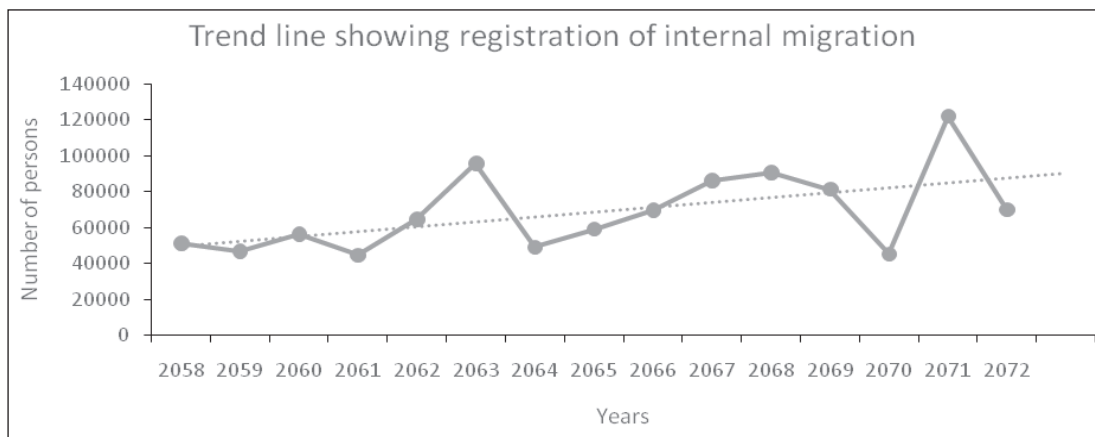


## Migration

The registration of internal migration is also in increasing order in Nepal. It may be due to the fact that large number of Nepalese are migrating from rural area to urban area with the expectation of making their life better.

**Figure 5**

*Registration of Migration (2058-2072)*



## CONCLUSION

The registration of vital events is increasing in good number in the last few years which is better and effective than earlier period. The finding from this study shows that there are rising trends for registrations of birth, death, marriage, divorce and internal migration in Nepal. Although the registration of all vital events shows the rising. This finding confirms the prevailing belief that some improvements have to done to make people aware of vital registration. Lack of social awareness of the importance of registration of vital events might be the key factor for slow rising trend of registration of vital events in Nepal.

## REFERENCES

- AbouZahr, C., De Savigny, D., Mikkelsen, L., Setel, P. W., Lozano, R., Nichols, E., & Lopez, A. D. (2015). Civil registration and vital statistics: Progress in the data revolution for counting and accountability. *The Lancet*, 386 (10001), 1373–1385.
- Dhakal, B. P. (2010). Vital registration system in Nepal. *Four-Monthly Statistical Bulletin* 32

99 (1).

- Government of Zambia (2008). *Report on the assessment of the current birth registration system in Zambia*.
- Randall S., & Coast, E. (2016). The quality of demographic data on older Africans. *Demographic Research*, 34, 143-174.
- Rao, C., Bradshaw, D., & Matthers, C.D. (2000). Improving death registration and statistics in developing countries: Lessons from sub-Saharan Africa. *Southern Africa Journal of Demography*, 9(2): 81-99.
- UNICEF (2000). *Assessment of the birth registration system in Ghana*, United Nations Children's Fund Ghana.
- United Nations. (2001). *Principles and recommendations for a vital Statistics system*, revision 2, United Nations, New York.
- UNICEF (2013). *A passport to protection: A guide to birth registration programming* (available from [www.refworld.org/pdfid/52b2e2bd4.pdf](http://www.refworld.org/pdfid/52b2e2bd4.pdf)).
- World Health Organization, (2013). *Civil registration and vital statistics, 2013: Challenges, best practice and design principles for modern government*. Geneva, Switzerland: WHO.
- <http://www.unescap.org/news/asia-pacific-governments-declare-decade-action-achieve-universal-civil-registration> <http://www.docr.gov.np> 8.

# Workers' Participation in Management in Nepal

Bimal Prasad Lamichhane\*

## ABSTRACT

*Worker's participation in management is a system of collective formal or informal communication and joint consultation between employer and employee individually or collectively by which workers of an organization are kept informed about the activities and actions of an undertaking and through which they communicate their view and ideas as well as contribute for management decisions of the organization where they work. It refers to any arrangement which is designed to involve workers in the important decision making within the workplace. It comprises giving scope for workers to influence the managerial decision-making process at different levels by various forms in the organization. It allows for worker's involvement in the initiation, formulation and implementation of decisions within the organization. Worker participation is important component to enhance human resource development in modern organizations. In the modern time worker's participation in management became the foundation and pre-requisite for the successful operation of the organization. Participative management in the organization contributes decreasing the communication gap between the management and the workers, improve performance and productivity, lower costs, motivation, satisfaction of psychological, social, economic, self-fulfillment needs, reduction of organizational conflicts, industrial peace and stability, an ideal working environment in the organization and job satisfaction of the workers. It provides workers a sense of importance, pride, freedom, and opportunity for self-expression, a feeling of belongingness so as to create positive condition for organizational relation. The existing constitutional and legal provisions are insufficient for the protecting, safeguarding the workers right and ensuring as well as regulating the worker's participation in management.*

**Keywords:** Decision making, employer, management, organization, worker

## INTRODUCTION

Work and developmental activities operate smoothly only through the means of good and harmonious relation between the employer (management) and the employee. Both are the part and parcel of the same team striving together for the common goal and interests.

Though, employer and employee are the contracting parties, the employer plays the role of owner and manager and direct and supervise employee in the respective work. Work and developmental activities operate smoothly when there is friendly and harmonious relation between the employers (management) and the employee (workers) (Thapaliya, 2013). Both are the part and parcel of the same team striving together for the common goal and interests. Though, employer and employee are the contracting parties, the employer plays the role of owner and manager and direct and supervise employee in the respective work.

There are several factors of production in an organization i.e. land, labor, capital and organization. Among these factors of production labor (worker) is the active factor of production whereas others are passive factors of production, which depends on the efficiency of workers. It is only a resource which mobilizes other resources for production. 'So no organization can afford to ignore this factor. It is this factor which results in achieving the predetermined objectives of organization. This is possible with the help of 100% co-operation from the labor force, which is achieved to a great extent through their participation in management. So, it is important for the management to any organization to nurture, mentor and groom people to realize their capacities and potentials to help them grow with the organization and there by enable them to contribute effectively in the attainment of organizational goal' (Koirala, 2015). In present time workers no more considered as commodity or machines. Workers feeling, ambition and emotions have been duly recognized by the management. The management has realized that the organizational objectives can be achieved only if the workers cooperate with them. Therefore, all the efforts are made to get their cooperation in the organizational affairs.

The growth of workers' participation in management is increased due to the growth of public enterprise, experiments of industrial psychologists (which proved beyond doubt that a worker works better when s/he wants to work rather than when s/he is compelled to work) and development of scientific management that encouraged close co-operation between employer (management) and workers to increase the efficiency of the understanding in the organizational setup (Koirala, 2015). A modern and forward-looking business doesn't keep its employees in dark when it comes to important decisions affecting them. It always trusts them and involves them in the business decision making. '*Command and Control*' is not the model followed any longer. A more open and collaborative approach/framework wonders in exploiting the employee's talents. Workers participation in management is not merely to protect and further one's interest but is also a system of checks and balance. Moreover, the idea of worker's participation in management has emerged in response to the threats from the power and



demands of continuous production with uninterrupted industrial activity (Koirala, 2015). It is an important device to the management in the modern time. These concerns reflect a growing interest in finding ways to make work more meaningful and satisfying to the workers. This rest on the belief that the organizational goals of high productivity and harmonious industrial relations are best achieved when the higher level needs of the human elements (workers) are satisfied. Today, the idea of worker's participation has become institutionalized in several countries of the world.

The word participation is very popular and glamorous term. Workers welcome it as it helps them to enhance the status in the organization and employer use it to show how they are progressive and concerned about the workers. Workers participation in management is an essential ingredient in industrial democracy and industrial good governance. 'The notion of worker's participation in management is based on human relations approach to management which brought about a new set of values to labor and management in the organization' (Worker's Participation, 2021). The human relations and participatory democratic theories are indispensable in the study of worker participation in management decision making. Human relations theory is significant for cooperation of workers to achieve the objectives of high productivity and industrial peace. It is believed that workers would be better motivated if they are treated properly as human beings rather than as irrational objects. For instance, by making them have a feeling that, the organization make recognition and participation in the decision making process of organization (Thakur, 2014). Workers participation in management has been understood and practiced as a system of joint consultation of employee and employer in organization or industry as a form of labor management cooperation; as recognition of the principle of co-partnership and as an instrument of industrial democracy.

Industrial democracy refers, workers and employers should feel that in their work they will be evaluated and respected as free persons of equal value within the framework of the rules and natural order and discipline that will always be needed in a well regulated organization (Palaniammal & Subhachandra, 2017). In the organization the management must respect to the dignity, uniqueness and potentiality of every worker. It implies mental and emotional involvement of workers in the management of organization rather than simply acting on orders. Employee-Employer consultations in participative management are acclaimed as the harbinger of industrial democracy and industrial humanism. The philosophical reason of worker's participation in management is the basic consideration of humanization of the industry (Saxena & Chandra, 1999). It is considered as a mechanism where the workers have

say in the decision. It is democratic participation of workers in the decision making of an organization. It is also termed as joint consultation between employer and employee, joint decision making, labor management, co-determination, joint decision-making etc.

Organization makes some sort of decision in its daily routine of operations. The management must take opinions of workers those who are working on ground level knowing the actual problems and reality. Hence, organizations promote worker's participation in its culture as it facilitates improvement in their productivity and also helps organizations to achieve their ultimate goals (Pranhakar, 2015) improve quality, reduce cost and bring about improvement in organization departmental efficiency. Workers participation is the concept of sharing of social power in organization so that the power is shared among all those who are involved in work rather than power being concentrated and centralized only in the hands of management.

The aim of participative management is to create an atmosphere where workers and management feel closer to each other and work in unison to further the cause of progress and prosperity of the organization and the entire nation. 'Participative management would enable workmen to develop a sense of involvement in their work and identify themselves with a pride of achievement of their work' (Saxena & Chandra, 1999). Participative management may lead to better organizational health and effectiveness. In the present time most of the developed and developing countries have taken steps either through legislation or persuasion to maintain participation to workers in management process, the nature and form may differ from country to country owing to different ideological, economic and political factors. Workers participation gives employees the mental and psychological satisfaction and thereby increases their participation in the affairs of the organization. In the present world of organizational relation, it is the most accepted principle throughout the world and in Nepal too. The main objective of this paper is to clarify the concept of worker's participation in management, its objective and level of participation.

## **DATA AND METHODS**

This paper is a theoretical and normative work. This article has adopted qualitative, doctrinal and descriptive research methodology and content analysis. Data and information have been collected from both primary and secondary sources. The Constitution of Nepal, and other relevant Acts, Rules and Regulations have been used as primary sources. Likewise, published research works, authorized books, journals articles and online sources have been

used as secondary sources of this research paper. After collecting the information and data they are descriptively analyzed and analytically explained.

## RESULTS AND DISCUSSION

### **Worker's Participation in Management**

Workers participation in management is a system where workers and management share important information with each other and participate in decision making. It is a process by which subordinate employee either individually or collectively become involved in one or more aspects and issues of organizational decision making. It provides scope for employees in decision making of the organization. 'Employees participation in management means involvement and contribution of non-managerial personnel and workers in management process of planning, organizing, direction and control at all levels. It is a cooperative process of consent and commitment of employee-employer to achieve the organizational goal (Saxena & Chandra, 1999). Therefore, it is a management in which there is involvement of ordinary employees in decision making at all levels of its business.

Worker participation has been described in many ways: as a behavioral mode, as the result of reallocating power within the organization, and as an institutional structure. Participation is examined as an organizational process within organization capable of contributing to the achievement of organizational instrumental goals. Therefore, its existence is not established merely by virtue of form or institutionalization, since it also embodies the interactions that take place among participants, the involvement of workers in participation activities, and the strength of the entire participation program. In the broadest possible terms, we define worker participation as organized 'non-doing' activity or more specifically, as managing activity carried on by blue-collar workers in conjunction with management (Rosenberg & Rosenstein, 1980). In this sense, employee participation exists whenever those at the bottom of the enterprise hierarchy take part in the authority and managerial functions of the enterprise. But worker's participation in management differs from collective bargaining while WPM is based on mutual trust, information sharing and mutual problem solving; the collective bargaining is essentially based on power play, pressure tactics, and negotiations.

Workers participation in management refers to institutional and formal arrangement of creating participative forums to associate worker's representatives with management, participative management refers to informal process, work ethics, team work, communication

system and leadership styles. From the conceptual view point, these are two different arrangements but in reality one cannot succeed without the other (Saxena & Chandra, 1999). The participation includes responsibility of the organization by the workers. The principle form of worker's participation is information sharing, joint consultation, suggestion schemes etc. Basic rationale of worker's participation in management is that workers invest their labor, knowledge, skill, and ability to their place of work. So, they contribute to the outcomes and flourishing of organization. Hence, they have a legitimate right to participate and share in decision-making activities of organization.

It is a model of joint governance in an organization which helps to maintain good governance in the work relation of employer and employee. Employee's participation may be in major organizational matters affecting company objectives or those affecting employees interest in work wage situations. Participation may be in corporate level decision to shop floor level workings (Saxena & Chandra, 1999). Participation of workmen in management provides the workers an opportunity for sharing information, the right to be consulted and to influence the managerial decisions on several organizational matters; thereby this system becomes an instrument of decentralization and democratization of production process to the satisfaction of planners and operatives (Saxena & Chandra, 1999). Workers participation is a system where the workers get the rights to participate collective bargaining in decisions on issues which are of concern to the workers like wages, working conditions, safety, sharing of gain, production related aspects, incentives, allowances and welfare were considered to be legitimate areas of workers concern and therefore workers should be consulted when these are determined. It is conducted through the mechanisms of forums which provide for association of worker's representatives i.e. trade unions through collective bargaining.

Thakur (2014) claimed that worker participation consists basically in creating an opportunity under suitable conditions for people to influence decisions which affect them. It is a special case of delegation in which the subordinate gain greater control, greater freedom of choice with respect to bridging the communication gap between the management and the workers.

Therefore, worker's participation in management is a system of joint consultation between employer and employee individually or collectively either formal or informal, by which employees of an organization are kept informed about the affairs of an undertaking, participate in the decision making and through which they express their opinion, ideas and contribute to management decisions of the organization where they work. The scope and

the extent of worker's participation depends on the objectives set to be achieved from the participative machinery in an organization.

### **Level of Participation**

The structure, nature, content and type of worker participation in management depend on the political ideology and system adopted by a particular society and organization. Socialist societies advocated direct participation at every level of management, whereas the capitalist societies lift it unstructured. So, the range of worker's participation in management in terms of forms, levels and content extends from self-management, co-determination and collective bargaining to joint management councils as well as works committees and labor relation committees (Chakhun, 2004). Information participation, consultative participation, administrative participation, decisive participation and associative participation are the different forms of participation in management.

### **National Legal Framework of Workers Participation in Management**

#### **The Constitution of Nepal, 2072 B.S.**

Article 34 of The Constitution of Nepal 2072 B.S. provisioned about the "*Right to Labor*" as a fundamental right which state that, every laborer shall have the right to practice appropriate labor, shall have the right to appropriate remuneration, facilities and contributory social security. Similarly, they shall have the right to form and join trade unions and to engage in collective bargaining, in accordance with law (Article 34, The Constitution of Nepal 2072 B.S.). Similarly, right to Freedom-Art.17(d), Right to Equality-Art.18, Right against Exploitation-Art.29, Right to Employment-Art. 33, Right to social Justice-Art. 42 etc. of the Constitution of Nepal 2072 B.S. are also relevant provisions related to it.

#### **The Bonus Act, 2030 B.S.**

The Section 13 Bonus Act is concerned with the Welfare Fund. It has provided that the Seventy percent of the residuary amount after distribution of bonus from the allocated amount for bonus shall be deposited with the Welfare Fund Established in accordance with Section 37 of the Labour Act, 2048 (1991) and remaining thirty percent shall be deposited with the National Level Welfare Fund, established by Government of Nepal for the interest of the employees of the enterprises. The provision of Bonus Act provides that the amount should be deposited with the "welfare fund established in accordance with the prevalent laws of Nepal (Section 13, The Bonus Act, 2030 B.S.).

### **Trade Union Act, 2049 B.S.**

The Section 11 of the Trade Union Act has mentioned about the recognition of the Authorized Trade Union. The Authorized Trade Union has been recognized for the collective bargaining with the management on behalf of the workers of authorized enterprise level Trade Union (Section 11, Trade Union Act, 2049 B.S.). Trade Union Act, reads that notwithstanding anything contained in Section 74 (1) in the Labour Act, 2048 (1991), the working committee of the Authorized Trade Union on behalf of the workers may present claims in written form with the number and names of its representative to the management for collective bargaining.

### **Privatization Act, 2050 B.S.**

The section 14 of Privatization Act, 2050 has mentioned about the provisions relating to Employees. It provides the government of Nepal may, at the time of transferring the services of, and gratuity and other benefits accrued to the workers to the enterprise of the new investor ensure the continuity of service of the present workers in the enterprise to be privatized. It has provided that, the government of Nepal shall on the recommendation of the Committee, arrange for reasonable compensation or benefits in respect of the present employees and workers being retired from the privatized enterprise. The government of Nepal shall make available to the present employees and worker of the privatized enterprise, shares of such enterprise free of cost or at discount price (Section 14, Privatization Act, 2050 B.S.).

### **Labour Act, 2074 B.S.**

The Labour Act, 2074 B.S. has mentioned the four ways where worker are seen participation in management of the Company in Nepal which are:

- **Collective Bargaining** (Section 116-129 of Labour Act, 2074 B.S.)
- Claim to be presented to management
- Upon receiving claim, dialogue by management need to be initiated.
- If not resolved, the dispute shall be resolved by Labour office.
- If not resolved, then it may be referred to mediator.

### **Labour Relation Committee (Section 111 of Labour Act, 2074 B.S.)**

The proprietor shall have to constitute a labour Relation committee in each enterprise in order to create amicable atmosphere between the workers or employees and the management and to develop healthy.

Labour or industrial relation on the basis of mutual participation and co-ordination is regulated by the following ways:

- (1) The method of composition of the committee: The employer of an enterprise where ten or more than ten labours work shall form a labour relation committee as prescribed (Section 111(1) Labour Act, 2074 B.S.).
- (2) The functions, duties and powers of the committee shall be as prescribed in Section 111(2) of the Labour Act, 2074 B.S.
- (3) The committee constituted may regulate its own procedures.

### **Minimum Remuneration Fixation Committee (Section 107, Labor Act, 2074)**

Government of Nepal may fix the minimum remuneration, dearness allowances and facilities of worker and employee or enterprises on the recommendation of the minimum Remuneration Fixation Committee and the notification on rates so fixed shall be published in the Nepal Gazette. Government of Nepal shall, in order to fix the minimum remuneration, dearness allowances and facilities, constitute a Minimum Remuneration Fixation Committee consisting of the equal number of representatives of workers or employees, Managers and Government of Nepal.

### **Central Labour Advisory Council (Section 102 of Labour Act, 2074 B.S.)**

Government of Nepal may constitute a Central Labour Advisory Board consisting of representatives from workers or employees, Proprietors and Government of Nepal to receive necessary opinion and advice in relation to formulating policies and drafting of laws with regards to labour.

### **The Right to Employment Act, 2075 B.S.**

This Act is enacted 'to make necessary provisions in order to ensure the right of every citizen to employment, provide every citizen with an opportunity to choose employment according to his or her capacity, and in relation to the terms and conditions of employment and unemployment support' (Preamble, The Right to Employment Act, 2075 B.S.). This Act provisioned about "*Employment Service Center*" 'in order to collect data of the unemployed person, identify employment opportunities and disseminate information, provide information on the availability of laborers to the employer and provide other services relating to employment' (Section 2(j), The Right to Employment Act, 2075 B.S.). Likewise, Section 17 provisioned about "*Steering Committee*" in order to operate, look after and steer the functions related to the protection of the rights to employment of the citizen (Section 17, The Right to Employment Act, 2075 B.S.).

## Reasons for failure of Workers Participation Movement in Nepal

The major reasons for the failure of worker's participation in management are summarized hereunder:

- Employers refuse to participate workers in decision-making because they feel that workers are not competent enough to take decisions of the organization.
- Workers' representatives who participate in management have to perform the dual roles of workers' spokesman and co-manager. Very few representatives of workers are competent enough to perform the two incompatible roles.
- Generally, trade unions' leaders who represent workers are also active members of various political parties. While participating in management they tend to give priority to political interests rather than the workers' issues and problems.
- The focus has always been on participation at the higher levels, lower levels have never been allowed to participate much in the decision-making in the organizations.

## CONCLUSION

Worker's participation in management provides an opportunity to worker's involvement in the initiation, formulation and implementation of decisions within the organization. It is considered as one of the means of employee's empowerment where individual worker is encouraged. Workers participation in management decreases to the gap of communication between the management and the workers which may improves performance, efficiency and productivity. After examining the legal provisions, we can conclude that, the existing constitutional and legal provisions are insufficient for the protecting, safeguarding the workers right and ensuring as well as regulating the worker's participation in management. There is lack of specific and adequate laws related to it. Since, Nepal is at an infant stage as far as worker participation in management is concerned, a broad view has to be taken for the totality of the concept and its proper implication.

## REFERENCES

- Bonus Act (2030). <http://admin.theiguides.org/Media/Documents/BonusAct1974.pdf>.
- Chakhun, H. S. (2004). Worker's participation in management. *Business Law Journal Nepal*, 5.
- Kolaja, J. (1982). Worldwide interest in worker's participation in management. *The American Journal of Economics & Sociology*, 41 (2).



- Labour Act (2074). <https://www.lawcommission.gov.np/en/wp-content/uploads/2021/03/The-Labor-Act-2017-2074.pdf>.
- Palaniammal, V. S., & Subhachandra. (2017June). A study on worker's participation in management. *International Journal for Research in Applied Science & Engineering Technology (IJRASET)*, 5 (VI), 2252.
- Pranhakar, A. (2015). Employee participation in management & study of its tools-a literature review study. *International Journal of Advanced Research in Management & Social Sciences*, 4 (1), 24-30.
- Privatization Act (2050). <https://www.lawcommission.gov.np/en/wp-content/uploads/2018/10/privatization-act-2050-1994.pdf>.
- Right to Employment Act (2075). <https://www.lawcommission.gov.np/en/wp-content/uploads/2019/07/The-Right-to-Employment-Act-2075-2018.pdf>.
- Rosenberg, R.D., & Rosenstein, E. (1980). Participation & productivity. *ILR Review*, 33 (3), 355-367.
- Saxena, M. & Chandra, H. (1999). *Law and changing society*. Deep & Deep Publications Pvt. Ltd.
- Thakur, N. (2014March). Workers participation in management decision making within selected establishment in Uttar Pradesh, India. *Annual Research Journal of SCMS*, 2(1), 65-81.
- Thapaliya, A.P. (2013). *An outline of labor jurisprudence*. Sopan Monthly.
- The Constitution of Nepal (2072). Law Books Management Board.
- Trade Union Act (2049). <https://www.lawcommission.gov.np/en/archives/category/documents/prevailing-law/statutes-acts/trade-union-act-2049-1992>.
- Worker's Participation (2021). <http://www.whatishumanresource.com/workers-participation-in-management>.

# Imagery in Poetry: An Assessment of Poems in Compulsory English Course of Class Twelve in Nepal

Yograj Paudel\*

## ABSTRACT

*Poetic feeling and emotions are mostly expressed through imagery. This study analyzes poetic imagery in the prescribed poems in the compulsory English course of class twelve in Nepal. Based on primary and secondary data, this paper first deductively generalizes definition of imagery and its types. Then it makes analysis of imagery in all prescribed poems. It is found that most common images are visual, auditory, tactile and kinesthetic. Olfactory and gustatory images are less realized in the poems. Most dominant imagery in the poems is visual. Most of the poets have used visual imagery to contextualize and communicate desired message effectively so as to make their readers perceive their feelings well.*

**Key words:** *Analysis, feeling, imagery, literature, message, poetry, theme.*

## INTRODUCTION

Language is the systematic medium of expressing human experiences and emotions. Literature in written form expresses thoughts, feelings, experiences and emotions through actions, words and images. Culler (1997) defines literature as “the speech act or textual writing that elicits different kinds of intention” (p. 27). The users apply different forms in writing and communicate their thoughts. According to Meyer, a writer in any form of literature intends to make his/her text be read and heard aesthetically and it is highly provocative to appeal and open the interpretation (Meyer 1997, as cited in Retnayanthi, 2012, p.1). In this sense, literature is aesthetic form of writing that evokes image of something in human mind with relation and experience of the external world. It is best realized in poetic expression. Selectively beautiful and artistic words are used in its form. Words in structure of a poem are selected to compose best dictions, so a poem may have strength to evoke imagination and feeling of the reader or listener to generate images of the things told. In this regard, it differs from other form of writing, and it elicits more mental picture. Klarer (2005) opines that literature significantly differs from legal documents, telephone books, magazines, scientific textbooks, and other forms of communication and it sounds different due to its distinct and rather emotional ways of expressions. Poetry mostly and effectively reflects aesthetic feeling and experience with

various figurative forms and imagery is one of the most common forms.

Poetic feelings, thoughts and experiences become more impressive in expression because of its musicality, symbols and images. Ollila & Jantas (2013) define poetry as a kind of verbal or written expression in rhythmically structured language that reveals any kind of emotion, idea, or state of being or happening. This definition infers that there are two basic approaches of poetic expression: they are symbol and imagery. Symbols, according to Rosmaidar and Rina Wijayanti (2012), is intended meaning of the person who symbolically refers word/s to things. Imagery contains mental picture in every word that a poet uses to evoke the experience of reader and elicit imagination. Imagery makes readers or listeners create mental picture or form an image in minds (Smith, 1985). Most of the poetry deserve images and highly formed linguistic composition. It is often connotative and often deviates from ordinary language that is mostly direct or denotative. Smith also opines that imagery is words and phrases that immediately make readers experience images of things evoked any form a sensory perception it is conveyed through. In short, an image is a stimulant that generates some fresh experience of something perceived through language and gets transferred in reader or listener's mind. It helps readers "to see, hear, feel, and think about the use of language (Hidayatullah, 2019). Therefore, in order to understand poetry better, readers need to know how a poet constructs words in diction and uses figurative elements to create message.

Thoughts reflects in images. Like a poet a reader, while reading a poem, also creates image in his/her mind on the basis of the words used in the diction. This means every poem contains an image in this or that form and it is much necessary to know how an image is constructed, what types of images are common in poetry and how they can be easily perceived. However, it is not easy to perceive image and understand imagery. Image and imagery are among the most widely used but poorly understood terms in poetic theory. Therefore, this article is focusing on introducing common types of imagery in English poetry and what images are used in the poems prescribed in compulsory English curriculum of class twelve of higher secondary level education of Nepal.

Effective teaching-learning activities, guidelines and methods are necessary for both teachers and students on a prescribed course. It would help gain desired results and achieve the course objectives. How teachers focus their pedagogical activities in secondary level and the university classes has not been a serious concern to the concerned authority in Nepal. Bista (2011) says advanced program packages with student centered teaching methods, materials, trainings and structural design for improving teaching and learning English is essential in

Nepal. In order to know how much the students have gained from the classroom teaching can be evaluated from the feedbacks we get from learners' performances and responses after they complete their studies. Assessment to students' performance in the market has also not been under research in massive scale. And study on how teacher of English teaches particular genre in classroom has been in much consideration in research. Pokhrel (2020) made research in teaching poetry in Dang valley schools and found grim picture that most of the teachers applied basically three methods of teaching: paraphrasing, translating, and reciting- which are all stereotypical methods of teaching second language. This kind of teaching is still there in university level too. Since there is need arousing interest among students about learning poetry in English in Nepal, analysis on the poem of Higher secondary level course would be very beneficial for both teachers and students. This article bases its research on the common features of imagery in poetry and types of common images used in poetic writing. In reading practice, most of the common readers are ignorant of images and consequently fail to grasp the emotional feeling of the writer and perceive intended meaning through the generation of the images. That is why this study is focused to know fundamental nature and types of images and their reflection in the prescribed poems.

### **Literature and Poetry**

Literature is an art of creative writing and it artistically evokes meaningful messages. Literature presents human imagination in the form of desire, thought, wishes, responses, information and other moods and emotions about all aspects of human lives, living beings and nature in the world (Eagleton 1990). It is expressed mostly in written language form though orality is also an effective way of expressing such quality of thinking.

Learning of literature and exercising its composition would enrich our critical and creative ability. Literature is a medium of making ourselves known to other and ourselves know about other (Robert & Jacob, 1982). It enables and gives an opportunity for us to identify human's ideas and knowledge, skill and other aspects in different places. literature is a work of human beings resulted by their artistic creativities (Wellek & Warren, 1977). Therefore, literature along with being an effective means of conveying message and information about things, it is also an effective means of entertainment. Abrams & Harpham state that literature through imaginative writings in the form of poetry, prose fiction, and drama has been a good source of "information and entertainment". Therefore, literature is such a kind of creation in terms of fiction and non-fiction which reflects the author's personal condition related to humans' lives, and carries some moral messages explicitly and implicitly stated (Sulaiman,

2017). Since literature includes information and knowledge from careful and intellectual personality and the creators, it is considered for reading with purpose in school, colleges and universities. In short, literature is a source of information, knowledge and entertainment for both academic learners and common people.

Poetry is much spontaneously expressed feelings but deliberately formed literature so as to produce music of words and images of things. It directly appeals to our senses through its musicality. Its words and dictions if assembled well in various figurative forms contribute to impress readers. A literary writing does not become poetic writing without such fundamental features of the poetry. According to Halim (2017), the word 'poetry' comes from Greek language, "Poieo or Poises" meaning as "making, forming, creating (the words), or the art of poetry, or a poem". That's why a poem is naturally more or less musical, rhythmic and more symbolic and appealing to our senses and emotions. Along with rhythm and music, poetry appeals to our senses through imagery and symbolic features (Wolosky, 2001). Images help us to see, hear, feel, and think about various things the poet has imagined of and presented to. This article is just going to explore imagery in poetry, and its importance. Then it analyzes the imagery, its types and their reflection in the selected poems from the plus two compulsory English curricula.

### **Types of Imagery in Poetry**

A poet uses various types of devices to make his/her poetic expression more figurative. One of the common and often applied devices is imagery, which makes our senses stirred and we may see, hear, feel things the way the poet does. Kuzmicova (2014) describes different kinds of perception of imagery on the basis of individual cognition and says that when a reader experiences mental imagery while reading literary narrative, it is quite complex to explain the type of experience and its varieties. Kuzmicova (2014) categorizes mental imagery in reading on the judgement of three elements through which the imagery is created: the text, the reader and the situation. Though the writer is there to mobilize these elements for imagery, the actual experience of imagery does not take place if the reader himself is not able to experience images while reading the text in the given situation. Sometimes it is difficult to grasp the image of words due to some barrier of cultural faith, value and personal understanding. "Some words" according to Crystal (1987) "do have meanings that are relatively easy to conceptualize, but we certainly do not have neat visual images corresponding to every word we say". The value of poets' use and application of the figure of speech like simile, personification, metaphor etc come into effect and make diction sound more effective, impressive and meaningful only

when readers perceive images. In the following poetic verse of Kalidash from Megadut (cloud Messenger) we can see different images in few words and lines:

The gentle breeze shall fan thy stately way,  
In sportive wreathes the crane around thee play;  
Pleased on thy left the Chataka, along  
Pursue thy path, and cheer it with his song. (p. 11)

And when thy thunders soothe the parching earth,  
Shower, expected, raise her mushroom birth;  
The swans for mount Kailasa shall prepare  
And track thy course attendant through the air. (p.13)

Here, when Yakchhya guides the messenger clouds to take his message from Ramgiri mountain to his beloved, Yekchyeka who lives in Alaka, is well pictured here. The description of the season and changes it brings in natural environment is vividly described with visual, auditory, tactile images. Whatever ways are the images in poetry generated, from the basic features of them critics have presented seven types of imagery in poetry. They are briefly presented in the following few paragraphs.

### **Visual Imagery**

Visual imagery is the mental picture that we get through the study of words in a poem. It appeals and describes something that we can see and create in our mind from the words of the poet. Visual imagery includes colors, shape, size, physical features of words that can be detected by eyes. Readers of poetry do get entangled and attached to visual images in a well-created poem. In visual poetic imagery, the poet describes something the speaker or narrator of the poem sees, and that appeals to the reader's sense of sight. William Wordsworth 'The Sun Has Long Been Set' (2001) can be taken as an example.

The sun has long been set,  
The stars are out by twos and threes,  
The little birds are piping yet  
Among the bushes and the trees;  
....  
On such a night of June  
With that beautiful soft half-moon,  
And all these innocent blisses?

On such a night as this is! (p. 851)

Wordsworth here presents so many visual images one after another- sun setting and stars, birds peeping from bushes and trees, half-moon night, including an abstract image of experience like ‘innocent blisses’.

Another remarkable imagery is seen in his poem “*I Wandered Lonely as a Cloud*”:

I wandered lonely as a cloud  
That floats on high o’er vales and hills,  
When all at once I saw a crowd,  
A host of golden daffodils;  
Beside the lake, beneath the trees,  
Fluttering and dancing in the breeze.

The poet uses similes to compare his lonely wandering to the aimless flight of a cloud. Adding more quality, he personifies the daffodils, which dance as if they are competent humans.

### **Auditory Imagery**

This form of poetic imagery appeals to the reader’s sense of hearing. That means, the readers feel that they are hearing something as described by the poet. Auditory imagery represents sound. It is also known as aural imagery through which we can feel hearing something while reading a poem. The auditory content may include music and any favorable or unfavorable sounds, and sometimes the sense of silence. Along with capturing the sound through words the poet may be using the device such as onomatopoeia- the word that sounds natural in sound or a form of imitation. Here is a good example of visual and an auditory image in few poetic lines by T.S. Coleridge (2004), in his poem ‘*Kubla Khan*’:

The shadow of the dome of pleasure  
Floated midway on the waves;  
Where we heard the mingled measure  
From the fountain and the caves. (p.103)

Here there is the use of visual as well as auditory imageries. The shadow of the dome which is floating on the waves of the river, describes its beauty. In the next line, the reader can hear the mingled sounds of fountain and caves. In John Keats (2004) ‘*To Autumn*’- the poet creates auditory imagery in the following lines:

And full-grown lambs loud bleat from hilly bourn;  
Hedge-crickets sing; and now with treble soft

The red-breast whistles from a garden-croft;  
And gathering swallows twitter in the skies. (p.338)

In these lines, John Keats tells us how the wild life is producing an audible in series: wailing of the gnats as a wailful choir, the lamb's bleat, the crickets' chirping, the swallows' twittering etc. The wonderful mixture of sound indicates the arrival of winter and makes us even to envisage of the days we are to experience.

### **Gustatory Imagery**

Words that describe the taste of a thing generate gustatory image in a reading. The description may include sweetness, sourness, saltiness, spiciness, bitterness and other taste sense that activate our taste perception. The perception takes place at present from the past experience of our sense organs and recalls it. In short, gustatory imagery represents such words which say something that evoke readers' experiences of having taste of a thing. In Walt Whitman's poem "*This Compost*," (2012) the poet generates a kind of shocking gustatory imagery:

O how can it be that the ground itself does not sicken?  
How can you be alive you growths of spring?  
How can you furnish health you blood of herbs, roots, orchards, grain?  
Are they not continually putting distemper'd corpses within you?  
Is not every continent work'd over and over with sour dead?  
Where have you disposed of their carcasses?  
Those drunkards and gluttons of so many generations?  
Where have you drawn off all the foul liquid and meat?  
I do not see any of it upon you to-day, or perhaps I am deceiv'd,  
I will run a furrow with my plough, I will press my spade through the sod and turn it  
up underneath,  
I am sure I shall expose some of the foul meat. (p.612)

Whitman here seems to have been much stirred from the activities on the earth that go between giving or having lives, existences of them and deaths in which the cycle go on and go on. The poet wonders of how earth produces 'herbs, roots, orchards, grain' that are enjoyable yet they are dependent on to some extent on the compost of the many human corpses buried in the earth here and there. The poet may not have imagined of such imagery if he were from Hindu practice of burning corpses. The readers feel gustation of rotten human flesh from the experience of sensing animal flesh in such conditions.



## **Tactile Imagery**

When we read a poem with description something being touched, we get the impression that we ourselves are in touch with something, get a sensational feeling. Poems with tactile imagery words would be combined in such a way that feeling of something soft or hard or cold or hot etc due to the word appeals assembled in the poems. It is a feeling readers feel themselves in touchiness of something. John Milton in his poem '*Paradise Lost*' (2012) says:

A dungeon horrible, on all sides round,  
As one great furnace flamed; yet from those flames  
No light; but rather darkness visible  
Served only to discover sights of woe,  
Regions of sorrow, doleful shades, were peace  
And rest can never dwell, hope never comes  
That comes to all, but torture without end  
Still urges, and a fiery deluge, fed  
With ever-burning sulphur unconsumed. (p. 99)

The dungeon condition in every side of the wall has here generated a fearful and a much dangerous situation and the burning flame gives us a horrible sight to be and touch. With visual sight or imagery this line gives us a picture in which the reader feels to be more near land in touch with rather than distance observer.

## **Olfactory Imagery**

When a poet describes something the speaker of the poem inhales and experience of something smelling, the imagery becomes olfactory because it immediately appeals to the reader's sense of smell. The description of the smelling would be alluring or favorable or unfavorable or disgusting. In his poem *Rain in Summer*, H.W. Longfellow (2012) writes:

In the furrowed land  
The toilsome and patient oxen stand;  
Lifting the yoke encumbered head,  
With their dilated nostrils spread,  
They silently inhale  
The clover-scented gale,  
And the vapors that arise  
From the well-watered and smoking soil. (p.579)

Longfellow in these verses powerfully engraves feeling of inhale and experience the

smell of smoking soil in his mind. The same experience his readers can have while reading these lines. Of course, this stanza gives a sense olfactory imagery along with the visual and auditory images in the final lines. Words such as ‘clover-scented gale’ and ‘well-watered and smoking soil’ in the last line give so distinct picture in our mind that the smells after the rainfall gets as if we are at the place.

### **Kinesthetic Imagery**

Our sense organs do experience different sources of knowledge. When we realize something moving, something stirring then, the appeal goes to our mind through sound and touch. In this form of poetic imagery, the poet appeals our sense of motion. For instance, when we feel the movement and sensation or vibration of something such as sweeping of air, speeding of a car, rolling of thing on rough surface, sudden jerking of something the speaker of any poem experiences, then readers also may feel similar experience.

For example, W.B. Yeats’ poem “*Leda and the Swan*” (2012) paints kinesthetic imagery:

A sudden blow: the great wings beating still  
 Above the staggering girl, her thighs caressed  
 By the dark webs, her nape caught in his bill,  
 He holds her helpless breast upon his breast  
 How can those terrified vague fingers push?  
 The feathered glory from her loosening thighs? (p.222)

The poem tells how the god Zeus raped Leda, a young girl sitting at her window. It is a mythological story from Greek. When readers through go the poem then they come to realize how the rape takes place and the images of different kinds from the sudden attack of the swan and weak struggle of the lady get stamped on our mind. The initial lines convey violence in the movement of the bird’s “beating” wings while Leda’s “staggering” the girls nap caught in the swan’s bill rather generates awkward experience in the mind of the reader. The poet is quite successful in bringing mingled images with few words.

### **Organic Imagery**

In this form of poetic imagery, the poet talks of sensational experiences such as thirst, dizziness, hunger, wheezing, compassion, fear, anxiety, anger, love etc. and such experiences in reader generates organic imagery. Let’s see an example from Robert Frost’s poem ‘*Birches*(2004)’:  
 So was I once myself a swinger of birches.

And so I dream of going back to be.  
It's when I'm weary of considerations,  
And life is too much like a pathless wood  
Where your face burns and tickles with the cobwebs  
Broken across it, and one eye is weeping  
From a twig's having lashed across it open. (p.48)

Here, the poet imagines himself as a boy seeing birch tree bending and being playful. His swinging has bent three, and the continuity of action has given a sense of being extremely tired, yet the poet's concern is not to his past fatigue but he rather places a wish to belonging into the past and experience his childhood with playfulness and tiredness. Another good example can be seen in Shakespeare's tragic love drama *Romeo and Juliet* in which the following lines occur:

O, she doth teach the torches to burn bright!  
It seems she hangs upon the cheek of night  
As a rich jewel in an Ethiop's ear—  
Beauty too rich for use, for Earth too dear. (Act one scene -v)

The images about the beauty of Juliet as Romeo have observed is splendid. His word selection and devices like simile to comparison and contrast the beauty is quite impressive. In these ways, poets in poetry generate various images. These elements, quality and presentation of course add the beauty and value of poetry. When we see such features of imagery in different poems just in a few short and representative examples above, we can easily realize that imagery is very important poetic device. Learning and teaching their unsentimental features and types in upper level of high school education is very important. Therefore, this article onward focusing on five poems prescribed in plus two-level course of Higher Secondary Board of Nepal, will discuss and analyze them.

## DISCUSSION

Teaching English in Nepal has been a challenging career because the government is not paying much attention in taking effective measures for quality education. Government should focus on formulating a long-term policy regarding education, teaching activities and prepare a phase-wise plan to train the teachers in massive scale. Whatever policy is introduced and followed by, teaching cannot be accomplished effectively until and unless teacher himself/herself becomes interested in teaching and does adopt skills of making language teaching

interesting. Teaching poetry can be very interesting if the teacher is himself/herself interested to poetry. Thapa (2016) from her action research in present educational system in Nepal concludes that students want to learn in a “joyful manner” (p.104). And it is extremely necessary to make class room situation very friendly and arouse interest of the students to go into poetry to decipher meaning. According to Anderson and Lindqvist English in Nepal has needed well-trained teachers, improved textbooks, enough supplementary materials, and better evaluation system. Most of the researches in teaching and learning advise for better skills in teaching in the class room. And teaching poems interestingly of course needs knowledge about poetic elements and most importantly, imagery in poems.

### **Discussion and Analysis on Poems**

#### **Grandmother**

‘Grandmother’ (1997), is written by an American-Indian poet, Ray Young Bear, a native American of Mesquaki tribes. The poet here draws a picture of his grandmother, in various images and presents her as all-loving, all-inspiring and guiding him forever. Through nostalgic tone, the poet manifests his intimate relation with his grandmother. The love and affection his grandmother had given to him has been everlasting imprints on his mind and heart. The relation and his impression of his grandmother is expressed through various imagery so richly drawn in the poem:

if i were to see  
her shape from a mile away  
i'd know so quickly  
that it would be her.  
the purple scarf,  
and the plastic  
shopping bag.  
if i felt  
hands on my head  
i'd know that those  
were her hands  
warm and damp  
with the smell  
of roots.

if i heard  
a voice  
coming from rock  
i'd know  
and her words  
would flow inside me  
like the light  
of someone  
stirring ashes  
from a sleeping fire  
at night. (p.11)

First, the uses the visual image of his grandmother who is presented as an old lady carrying a plastic shopping bag and wearing a purple scarf which make the poet recognize her even from distance. The claim of the poet to recognize her even if she appeared miles away is so impressive in imprinting an image in the reader's mind that one may feel himself or herself being nearby his/ her grandmother.

Next is his use of tactile image in which he presents his grandmother in the position of always giving him affection and love. Her love and affection had given him such a knowledge that he can easily recognize whether any fingers on his head would be of his grandmother's or not. Even if her hand would be "damp" they would be "warm". This tactile imagery is so impressive in the context that the readers feel the images so comprehensive. Similarly, "The smell of roots" that her hands gave off was so rich kinetics imagery in the poem.

Auditory and organic imagery in the poem, I think, is the most powerful one not because it is so rich and unique in word composition but because his grandmother's words are a source of inspiration for him forever. When he used to hear her words, he felt that they flowed into his body and mind in such a way that he feels revival of his lost strength and vigor. Even if the words would come from a rock, he would be able to recognize whether they were from his grandmother or not. He has compared its effect with stirring the ashes of sleeping fire, which later gets into flame and illuminate things around. In other words, her advises were a source of motivation for him, they would play role of energizing himself and have proper guidance and light in every moment in his life. Thus, this poem is rich with symbols and images that brings out a picture of typical Mesquaki grandmother and her native culture.

### **Full Fathom Five Thy Father Lies**

Full Fathom Five Thy Father Lies (1997) is short poem extracted from Shakespeare's last drama, *The Tempest*. This poem is full with images and other literary devices such as assonance, alliteration and rhythm. It is taken from Shakespeare's play *The Tempest*, Act 1, Scene 2. Here the spirit Ariel sings this song to Ferdinand, Prince of Naples, who mistakenly thinks that his father is drowned into the sea.

Full fathom five thy father lies;  
 Of his bones are coral made;  
 Those are pearls that were his eyes:  
 Nothing of him that doth fade,  
 But doth suffer a sea-change  
 Into something rich and strange.  
 Sea-nymphs hourly ring his knell:

Ding-dong.

Hark! now I hear them,—ding-dong, bell. (p. 37)

Ariel, the Spirit, is telling Ferdinand that his father lies thirty feet below the surface of the sea. In the first line of the poem the sound 'f'/f/ has been repeated four times and the repetition creates assonance. This poem has visual and auditory images. For example, "Hark! Now I hear them" are other examples of auditory image along with alliteration. In line eight "Ding-dong" imitates the sound of the bell. It is usually the sound of the bell which is rung slowly but in respect for the death of Ferdinand's father in the sea. The sound of "Ding-dong" is the example of onomatopoeia, and it generates much lively auditory images in the poem. It imitates the sound of the bell and makes the readers feel that they are listening to the bell. Visual image of the poem is also very effective as well as interesting. The Ariel's assertion that Ferdinand's father has met death in the sea and different parts of his body have got sea change. His eyes for example have been changed onto pearls, bones into coral and every part of the body have got something sea change into something more valuable than they all would have got in the soil. All these activities and process create beautiful images of dead body's change in the sea. Visual as well as auditory image in the line "Suffer a sea change"... Sea-nymphs hourly ring his knell" enrich the quality of imagery in the poem. Assonance, alliteration, onomatopoeia all these rhetorical devices have enhanced the musical quality of this song made it very interesting as well as meaningful.

### **The Lamentation of the Old Pensioner**

The poem 'The Lamentation of the Old Pensioner' (1997) presents the poet's memory

of his youth which becomes more painful when he looks at this present condition of his life and contrasts it with his youth. This poem is very rich with its images, particularly of the visual and tactile ones. When the poet is in his present old and weak stage, he feels trouble. The first line makes us imagine of an image of the old man walking along the road meanwhile it starts raining and in trouble of being unable to walk fast and save himself from the cold rain he takes shelter under a broken tree by the trail. The poem generates contrast of the present condition to his past, particularly to the time of his youth when he used to be with different kind of friends with various activities. Meanwhile he imagines of himself being in the different condition in the past and having feeling and talking of various topic among his friends. We do have tactile, auditory, visual image and organized images running together: the poet's talking with other friends about love and involvement in politics with his friends, some young people's active desire and actions to fight against the opponents etc in the following lines:

Although I shelter from the rain  
Under a broken tree,  
My chair was nearest to the fire  
In every company  
That talked of love or politics,  
Ere Time transfigured me.  
Though lads are making pikes again  
For some conspiracy,  
And crazy rascals rage their fill  
At human tyranny (pp. 37-38).

The image of his loving to beautiful women in his youth and women's indifference to the speaker at present moment under the broken tree is very striking imagery for visual sense. Now in his old age no woman, looks at him and shows no attachment of attraction and interest to his present personality but he still remembers the beautiful women. His contemplation over the time and his anger upon it by spitting on the Time's face of course presents in an organized image. This poem is notable for its bitter words of an old man who angers:

I spit in the face of time  
That has transfigured me

The second stanza creates much contrast to the present physical and psychological differences of the old man in the poem who describes how the angry young people, as the speaker himself was before, behave today in contrast to the old man's youth which was lovely

and quiet. The old man's neglected condition neglected condition and thus he throws all makes him express his is anger at the Time, which is the main cause of his oldness and weakness. All these descriptions create primarily visual and organic imagery in the poem.

### **God's Grandeur**

Gerland Manly Hopkins' poem 'God's Grandeur' (1997) is much loaded with different images. Literary devices like similes, metaphor and symbols are used in the poem with much musicality. The poet here glorifies the beauty, sensibility, love and care of God to all living and nonliving creatures. He ascertains that the world is filled with God's glory and splendor. The god energizes everything with essential change on things. The glory becomes apparent over a period of time: the way oil crushed from olives slowly and how it oozes out. The image of 'shook foil' seems to have been the one that fascinated him most. He generates similes and metaphor and says that the world is charged with power as something gets charged with electricity. These lines clearly show visual, auditory as well as tactile imagery:

The world is charged with the grandeur of God.  
It will flame out, like shining from shook foil;  
It gathers to a greatness, like the ooze of oil  
Crushed. Why do men then now not reck his rod?  
Generations have trod, have trod, have trod (p. 69)

Through these lines, the speaker rather asks rhetorically why people don't pay attention to God's rod or grandeur. The divine rod symbolizes both as weapon for the sinner and tool for healing. people's heedlessness has grown to pain because life has been in the stake due to excessive exploitation of the natural resources.

And all is seared with trade; bleared, smeared with toil;  
And wears man's smudge and shares man's smell: the soil  
Is bare now, nor can foot feel, being shod (p. 69)

In these lines the speaker says that people's love for money has left an ugly mark on everything in the world. The dirt and smell of human selfishness has infected the whole world of Nature. The earth is now bare, having lost all living beauty. Man is insensitive to this bareness: his feet feel neither the hardness nor the softness of the earth.

Another powerful imagery clusters in the second stanza of the poem. The sunset, darkness at night, the Holy Go's brooding the world as a dove does to its chickens of course enrich the power with splendid visual images. Images with symbolic contrasts give us a dramatic impression on the readers with contrasts or juxtapositions:



And for all this, nature is never spent;  
There lives the dearest freshness deep down things;  
And though the last lights off the black West went  
Oh, morning, at the brown brink eastward, springs —  
Because the Holy Ghost over the bent  
World broods with warm breast and with ah! bright wings ( p.69)

The image of darkness to light, change from night to day, winter to spring and generating freshness in the earth is ascertained by the love of the Holy Ghost who is in duty of renewing life from generation to generation. Thus, this poem has splendidly crafted the visual, auditory, tactile images.

### **Travelling through the Dark:**

The visual imagery in ‘Travelling through the Dark’(1997) is vividly drawn through the combination of natural elements and human activities and tools. Once in a dark night, the narrator, while driving his car on Wilson River Road, found a dead deer at the edge of the river road. His sensibility told him to roll that deer into the canyon because the road was narrow and a slight carelessness might call for more accidents and cause more deaths. Therefore, he stopped his car and went near to it and knew that the heap was a doe and recently dead. But when he dragged it, he found that it was pregnant. The doe’s condition of pregnancy made him emotional as well as sentimental. So, the imagery of the doe and sentimentality of the poet through the tactile perception together gives organic imagery at the road in the darkness.

Traveling through the dark I found a deer  
dead on the edge of the Wilson River Road.  
It is usually best to roll them into the canyon:  
that road is narrow; to swerve might make more dead. (p. 43)

Then the poet observed its belly closely, and sensed that the fawn inside it must be alive. But he also knew that it could not be born. The tragic fate of the fawn made him emotional. He hesitated and became inactive for a moment, listening to the wilderness of the situation. Then he realized shortness of the time to get to the destination he was heading to and could not linger his sentimentality any more in the wild context of the road. Here, he has kinesthetic image. Now he came to the commonsense and concluded that he has to roll the deer down because on the one hand the alive fawn in the womb would practically never be born and if left it there as it was would certainly cause accident and bring more deaths.

My fingers touching her side brought me the reason—

her side was warm; her fawn lay there waiting,  
alive, still, never to be born.(p. 43)

The poet has tried to present the idea that decision made on the basis of responsibility and efficiency is always the best and practical whereas emotional or sentimental decision is impractical which shows human weakness. The hesitation he felt on the road is a clash between practicality and sentimentality. Yet he ultimately realized the consequences that would be in the inaction of his sentimentality.

Beside that mountain road I hesitated.  
The car aimed ahead its lowered parking lights;  
under the hood purred the steady engine.  
I stood in the glare of the warm exhaust turning red;  
around our group I could hear the wilderness listen.  
I thought hard for us all—my only swerving—,  
then pushed her over the edge into the river. ( p. 44)

Thus, this poem also shows visual, auditory, tactile and kinesthetic images and makes the poem so figurative and poetic in characteristics. Almost in every stanza, the poem has been loaded with imagery and it has strengthened the message and meaning.

## CONCLUSION

Analyses reveals that imagery pervades in poetic writing in English. Poetic feeling and emotions are communicated mostly through imagery. In most of the poems, readers may deepen their understanding of a poet's feeling and theme if they carefully observe and analyze the images the poet generates in writing. Imagery may reflect much idea of the theme and readers can gain insight into the creative process and make one's poetic reading and understanding more comprehensive. In English poetic imagery practice, there are seven common types of imagery. It is concluded that all poems prescribed in class twelve of plus two-level compulsory English in Nepal do have imagery. And most common images found in the poems are visual, auditory, tactile and kinesthetic and even organized one. Olfactory and gustatory images are less realized in the poems. The dominant type of imagery that appears in all poems is visual imagery. Most of the poet have used this imagery to compare and contrast things and situation and generate different condition to convey the desired message. Imagery has been a powerful medium of conveying poetic message and thematic significance in poetry and all poems have been enriched with imagery. Therefore, understanding imagery and its types would certainly

help students to understand the poems and critically analyze them.

## REFERENCES

- Abrams, M.H., & Harpham, G.G (2009). *A glossary of literary terms*, (9th ed.). Wadsworth Cengage Learning.
- Anderson, J & Lindkvist, J. (2000). Education in Nepal: A study of Nepalese teachers' views on their school situation, Linkoping University.
- Baldick, C. (2001). *Oxford concise dictionary of literary terms*. UP.
- Bista, K. (2011). Teaching English as a foreign/second language in Nepal: Past and present. *English for Specific Purposes World* 32 (11).
- Browning, R. (2004). *Robert Browning - poems*, Poemhunter.com - The world's poetry archive. [https://www.poemhunter.com/i/ebooks/pdf/robert\\_browning\\_2004\\_9.pdf](https://www.poemhunter.com/i/ebooks/pdf/robert_browning_2004_9.pdf)
- Coleridge, C. (2004). Classic poetry series coleridge - poems - Poemhunter.com - The world's poetry archive.
- Crystal, D (1987). *The Cambridge encyclopedia of language*, CUP.
- Cuddon, J.A. (2013). *A dictionary of literary terms and literary theory*. Willey-Blackwell Publisher.
- Culler, J. (1997) *Literary theory: A very short introduction*. UP.
- Eagleton, T. (1990). *The ideology of the aesthetic*. Blackwell Publishers.
- Frost, R. (2004). Classic poetry series - poems - poemhunter.com - The world's poetry archive
- Hidayatullah, M. S (2019). *Imagery found in Khalil Gibran's selected poems*, unpublished thesis, Alauddin State Islamic University of Makassar.
- Hopkins, G. M. (1997). *God's Grandeur: The heritage of words*. Lohani, S and Adhikari, R. (eds). Mk. Publishers and Distributors.
- Kalidas, *The megha duta*. Wilson, H.H. ( trns). Richards Watts. Second edition.
- Keats, J. (2004). Poemhunter.com - The world's poetry archive.
- Klarer, M. (2005). *Ani introduction to literary studies*. Routledge,
- Kuzmicov, A. (2014). Literary narrative and mental imagery: A view from embodied cognition. *Style*, 48(3), 275-293
- Longfellow, H. W. (2012). *Classic poetry series. - poems* - Poemhunter.com - The world's poetry archive.
- Meyer, J. (1997). *What is literature? A definition based on prototypes*. University of North Dakota.

- Milton, J. (2012). Classic poetry series John Milton - poems - Poemhunter.com - The world's poetry archive. [https://www.poemhunter.com/i/ebooks/pdf/john\\_milton\\_2012\\_7.pdf](https://www.poemhunter.com/i/ebooks/pdf/john_milton_2012_7.pdf)
- Pokharel, B. P. (2020). Strategies for teaching poetry at secondary schools of Dang, Nepal. *Global Journal of Human-social Science, Linguistics & Education*, 20 (4).
- Retnayanthi, P. A. (2012). *The analysis of figurative languages in Adèle's song lyrics*.
- Robert, E. V, & Jacob. H (1982). *Fiction: An introduction to reading and writing*. Prentice Hall.
- Shakespeare, W. *Romeo and Juliet*. Mowat, Barbara, A. & Werstine, Paul (eds) Folger Shakespeare Library [https://shakespeare.folger.edu/downloads/pdf/romeo-and-juliet\\_PDF\\_FolgerShakespeare.pdf](https://shakespeare.folger.edu/downloads/pdf/romeo-and-juliet_PDF_FolgerShakespeare.pdf)
- Smith, S. (1985). *Inside poetry*. Pitman Publishing.
- Sulaiman, M. (2017). Imagery analysis on Emily Dickenson's poetry. *English Community Journal, Pendidikan Bahasa Inggris, Palembang*, 33–40
- Thapa, R. K. (1016). Action research on classroom teaching in English medium. *Asian Journal of Humanities and Social Sciences* 4 (1).
- Wordsworth, W. (2004). Poems - Poemhunter.com - The world's poetry archive.
- Wordsworth, W. (1997). The lamentation of the old pensioner, *The heritage of words*. Lohani, S, and Adhikari, R. (eds). MK. Publishers and Distributors,
- Wellek, R., & Warren, A. (1977). *Theory of literature* (3<sup>rd</sup> ed). Penguin Books,
- Wolosky, S. (2001). *The art of poetry: How to read a poem*. OUP.



